Hose & Fittings

ROKE

Valves ,Fittings and Tubing

www.chinaroke.com

Contents

Hydraulic Hose

One Wire Braid Hose (SAE 100 R1AT/EN853 1SN)	01
Two Wire Braid Hose (SAE 100 R2AT/EN853 2SN)	01
Fore Wire Braid Hose (EN856 4SP)	02
Fore Wire Spiral Hose (EN856 4SH)	02
Fore Wire Spiral Hose (EN856 R12)	02
Six Wire Spiral Hose (EN856 R13)	03
Six Wire Spiral Hose (EN856 R15)	03
Two Polyster Braid Hose (SAE 100 R7/EN855 R7)	03
One Wire Braid-textyle Cover Hose (SAE 100 R6)	04
PTFE Hose (HGV Series)	04
Smooth Bore PTFE Hose	05
Convoluted Bore PTFE Hose	06
Water and Gas Hose	07
Economical Drainage and Suction Hose	07
Insulating Hose	08
Oil Resistant Insulating Hose	08
Low Temperature Resistant Water & Gas Hose	08
Steam Conveying Hose	09
Spray Hose	09
Chemical Inhalation & Discharge Hose	10
Explosion Proof Chemical Inhalation & Discharge Hose	11
Chemical Composite Hose	11
Anti static electricity Oil Hose	12
Anti static electricity Super Soft Oil Hose	12
LPG Delivery Hose	13
Ultra High Pressure Water Jet Hose	13

Hose Ferrule

00100	Ferule for SAE 100 R1A/EN853 1ST Hose	14
00110	Ferule for SAE 100 R1AT/EN853 1SN Hose	14
00200	Ferrule for SAE100 R2A/DIN2022 2ST Hose	14
00210	Ferrule for SAE100 R2AT/DIN2022 2SN Hose	15
00018	Ferrule for SAE100 R7/R8 Hose.	15
00310	Ferrule for SAE100 R1AT/DIN2022 1SN/2SN Hose	15
00400	Ferule for 4SP\4SH/10-16\R12/06-16 Hose	15
00401	Ferrule for DIN20023 4SH & R12/32 Hose	16
00500	Ferrule for SAE 100R5 Hose	16
00621	Ferrule for SAE100 R13 Hose	16
00710	Ferrule for Teflon Hose	16

Hose Fittings

10311	O-ring Metric Male Flat Seal	17
20211	Metric Female Flat Seal	17
20241	45° Metric Female Flat Seal	18
20291	90° Metric Female Flat Seal	18
20111	Metric Female Multiseal	19
20141	45° Metric Female Multiseal	19
20191	90° Metric Female Multiseal	20
10711	Metric Male 74° Cone Seat	20
20711	Metric Female 74° Cone Seat	21
20741	45° Metric Female 74° Cone Seat.	21
20791	90° Metric Female 74° Cone Seat.	22
10411	Metric Male 24° Cone Seat (DIN3861/ISO8434.1) Light Series	22

ROKE

20411 Metric Female 24° Cone O-ring (DIN3865) Light Series 23
20441 45° Metric Female 24° Cone O-ring (DIN3865) Light Series 23
20491 90° Metric Female 24° Cone O-ring (DIN3865) Light Series 24
10511 Metric Male 24° Cone Seat (DIN3861/ISO8434.1) Heavy Series 24
20511 Metric Female 24° Cone O-ring (DIN3865) Heavy Series 25
20541 45° Metric Female 24° Cone O-ring (DIN3865) Heavy Series 25
20591 90° Metric Female 24° Cone O-ring (DIN3865) Heavy Series 26
50011 Metric Stand Pipe Straight DIN2353 26
50041 45° Metric Stand Pipe Straight DIN2353 27
50091 90° Metric Stand Pipe Straight DIN2353 27
10311-SP BSPT Male Thread. 28
22111 BSP Female Multiseal 29
22141 45° BSP Female Multiseal 29
22191 90° BSP Female Multiseal 30
22211 BSP Female Flat Seat 30
22241 45° BSP Female Flat Seat. 31
22291 90° BSP Female Flat Seat. 31
12611 BSP Male 60° Cone Seat. 31
22611 BSP Female 60° Cone Seat. 32
22641 45° BSP Female 60° Cone Seat. 32
22691 90° BSP Female 60° Cone Seat. 33
22611-D BSP Female 60° Cone Seat Double Hexagon 33
15611 NPT Male Thread 34
16711 JIC Male 74° Cone. 34
26711 JIC Female 74° Cone. 35
26741 45° JIC Female 74° Cone 35
26791 90° JIC Female 74° Cone 36
26711D JIC Female 74° Cone Double Hexagon 36
27811 SAE Female 90° Cone Seat (SAE J513) 37
27891 90° SAE Female 90° Cone Seat (SAE J513) 37
14211 ORFS Male O-ring Seat (ISO8434.3/SAE J1453.) 37
24241 45° ORFS Female Flat Seat (ISO12151.1/SAE J516) 38
24291 90° ORFS Female Flat Seat (ISO12151.1/SAE J516) 38
87311 SAE Flange 3000 psi 39
87341 45° SAE Flange 3000 psi 39
87391 90° SAE Flange 3000 psi 39
87611 SAE Flange 6000 psi 40
87641 45° SAE Flange 6000 psi 40
87691 90° SAE Flange 6000 psi 40
29611 JIS GAS Female 60° Cone Seat (JIS B8363) 41
29641 45° JIS GAS Female 60° Cone Seat (JIS B8363) 41
29691 90° JIS GAS Female 60° Cone Seat (JIS B8363) 41
67011 SAE Stapalelok Male (SAE J1467) 42
70011 Metric Banjo (DIN 7462) 42
700M Metric Bolt (DIN 7643) 42
72011 BSP Banjo. 43
720B BSP Bolt 43
90011 Double Connector 43

43 Series Hydraulic Hose Fittings

10143 Male NPTF Pipe - Rigid 44
11343 Male NPTF Pipe - Swivel 44
11L43 Male NPTF Pipe - Swivel-90° Elbow 44
10243 Female NPTF Pipe - Rigid 45
10743 Female NPTF Pipe - Swivel (60° Cone) 45
10543 Male SAE Straight Thread with O-Ring - Rigid 45
10G43 Male SAE Straight Thread with O-Ring - Swivel 45
10L43 Male SAE Straight Thread with O-Ring - Swivel - 90° Elbow 46
10343 Male JIC 37° - Rigid 46

ROKE

1LB43	Male JIC 37° - Bulkhead without Locknut	46
10643	Female JIC 37° - Swivel	47
13743	Female JIC 37° - Swivel - 45° Elbow - Short Drop	47
1L743	Female JIC 37° - Swivel - 45° Elbow - Medium Drop	47
13943	Female JIC 37° - Swivel - 90° Elbow - Short Drop	48
1L943	Female JIC 37° - Swivel - 90° Elbow - Medium Drop	48
14143	Female JIC 37° - Swivel - 90° Elbow - Long Drop	48
11143	Tube Union(24° Cone with Nut and Ferrule)	49
11143	Female Flareless - Swivel(24° Cone)	49
12843	Male Inverted SAE 45° - Swivel	49
16743	Male Inverted SAE 45° - Swivel - 45° Elbow	49
16943	Male Inverted SAE 45° - Swivel - 90° Elbow	50
11543	SAE Code 61 Flange Head （ISO 12151-3 - S - L）	50
11643	SAE Code 61 Flange Head - 22.5° Elbow （ISO 12151-3 - E22M - L）	50
12643	SAE Code 61 Flange Head - 30° Elbow （ISO 12151-3 - E30M - L）	50
11743	SAE Code 61 Flange Head - 45° Elbow （ISO 12151-3 - E45M - L）	51
12743	SAE Code 61 Flange Head - 60° Elbow （ISO 12151-3 - E60M - L）	51
11843	SAE Code 61 Flange Head - 67.5° Elbow （ISO 12151-3 - E67M - L）	51
11943	SAE Code 61 Flange Head - 90° Elbow （ISO 12151-3 - E90S - L）	51
1J043	Male ORFS - Rigid - (with O-Ring)	52
1JB43	Male ORFS - Bulkhead - (with O-Ring)	52
1JC43	Female ORFS - Swivel - Short (ISO 12151-1)	52
1JS43	Female ORFS - Swivel - Long (ISO 12151-1)	53
1J743	Female ORFS - Swivel - 45° Elbow (ISO 12151-1)	53
1J943	Female ORFS - Swivel - 90° Elbow - Short Drop (ISO 12151-1)	54
1J543	Female ORFS - Swivel - 90° Elbow - Midium Drop (ISO 12151-1)	54
1J143	Female ORFS - Swivel - 90° Elbow - Long Drop (ISO 12151-1)	54
1D043	Male Metric L - Rigid - 24° Cone (ISO8434.1)	55
11D43	Male Standpipe Metric L - Rigid (ISO8434.1)	55
1C343	Female Metric L -Swivel - Ball Nose (ISO8434.1)	55
1C443	Female Metric L -Swivel - 45° Elbow - Ball Nose (ISO8434.1)	56
1C543	Female Metric L -Swivel - 90° Elbow - Ball Nose (ISO8434.1)	56
1CA43	Female Metric L -Swivel - 24° with O-ring (ISO8434.1)	56
1CE43	Female Metric L -Swivel - 45° Elbow - 24° with O-ring (ISO8434.1)	56
1CF43	Female Metric L -Swivel - 90° Elbow - 24° with O-ring (ISO8434.1)	57
1D243	Male Metric S - Rigid - 24° Cone (ISO8434.1)	57
13D43	Male Standpipe Metric S - Rigid (ISO8434.1)	57
1C643	Female Metric S -Swivel - Ball Nose (ISO8434.1)	57
1C943	Female Metric L -Swivel - 24° Cone with O-Ring (ISO8434.1)	58
10C43	Female Metric L -Swivel - 45° Elbow - 24° Cone with O-Ring (ISO8434.1)	58
11C43	Female Metric L -Swivel - 90° Elbow - 24° Cone with O-Ring (ISO8434.1)	58
1D943	Male BSP Parellel Pipe - Rigid - 60° Cone (ISO 228-1)	59
19243	Female BSP Parallel Pipe - Swivel - 60° Cone (ISO 228-1)	59
1B143	Female BSP Parallel Pipe -45° Swivel - 60° Cone (ISO 228-1)	59
1B243	Female BSP Parallel Pipe -45° Swivel - 60° Cone (ISO 228-1)	59
1B543	Female BSP Parallel Pipe - Swivel - Falt Seat (ISO 228-1)	60
1FU43	Female BSPP Parallel Pipe - Swivel - 30° Flared (ISO 228-1)	60
1GU43	Female BSPP Parallel Pipe - Swivel - 60° Cone (ISO 228-1)	60
1UT43	Male BSPP Taper Pipe - Rigid - 60° Flared (ISO 228-1)	60
1MU43	Female Metric - Swivel - 30° Flared	61
1XU43	Female Metric - Swivel - 30° Flared	61
14943	DIN Metric Banjo	61
AM	Banjo Bolt w/DIN Metric	61

ROKE

Hydraulic Hose

One Wire Braid Hose (SAE 100 R1AT/EN853 1SN)

Standard: SAE 100 R1AT, EN853 1SN, ISO1436-1 Type 1SN

Iner Layer: Synthetic Rubber

Enhancement Layer: One Braided Steel Wire Layer

Outer Layer: Synthetic Rubber

Working Temperature: -40℃ to 100℃ （-40℉ to 212℉）

Part NO.	Nominal I.D.	Hose Size		Hose I.D.	Hose O.D.	Min Burst Pressure	Working Pressure	Bending Radius	Ferrule
	mm	DASH	in	mm	mm	Mpa	Mpa	mm	
1T-03	5	-03	3/16	4.8	11.8	82.7	20.7	89	00110-03A
1T-04	6	-04	1/4	6.4	13.4	75.8	19	102	00110-04A
1T-05	8	-05	5/16	7.9	15	68.9	17.2	114	00110-05A
1T-06	10	-06	3/8	9.5	17.4	62	15.5	127	00110-06A
1T-08	12	-08	1/2	12.7	20.6	55.2	13.8	178	00110-08A
1T-10	16	-10	5/8	15.9	23.7	41.4	10.3	203	00110-10A
1T-12	20	-12	3/4	19	27.7	34.5	8.6	241	00110-12A
1T-16	25	-16	1	25.4	35.6	27.6	6.9	305	00110-16A
1T-20	32	-20	1.1/4	31.8	43.5	17.2	4.3	419	00110-20A
1T-24	40	-24	1.1/2	38.1	50.6	13.8	3.4	508	00110-24A
1T-32	50	-32	2	50.8	64	10.3	2.6	635	00110-32A

Two Wire Braid Hose (SAE 100 R2AT/EN853 2SN)

Standard: SAE 100 R2AT, EN853 2SN, ISO1436-1 Type 2SN

Iner Layer: Synthetic Rubber

Enhancement Layer: Two Braided Steel Wire Layer

Outer Layer: Synthetic Rubber

Working Tempreture: -40℃ to 100℃ （-40℉ to 212℉）

Part NO.	Nominal I.D.	Hose Size		Hose I.D.	Hose O.D.	Min Burst Pressure	Working Pressure	Bending Radius	Ferrule
	mm	DASH	in	mm	mm	Mpa	Mpa	mm	
2T-03	5	-03	3/16	4.8	13.4	137.9	34.5	89	03310-03
2T-04	6	-04	1/4	6.4	15	137.9	34.5	102	03310-04
2T-05	8	-05	5/16	7.9	16.7	117.2	29.3	114	03310-05
2T-06	10	-06	3/8	9.5	19.1	110.3	27.6	127	03310-06
2T-08	12	-08	1/2	12.7	22.2	96.5	24.1	178	03310-08
2T-10	16	-10	5/8	15.9	25.4	75.8	19	203	03310-10
2T-12	20	-12	3/4	19	29.3	62	15.5	241	03310-12
2T-16	25	-16	1	25.4	38.1	55.2	13.8	305	03310-16
2T-20	32	-20	1.1/4	31.8	48.3	44.8	11.2	419	00200-20
2T-24	40	-24	1.1/2	38.1	54.6	34.5	8.6	508	00200-24
2T-32	50	-32	2	50.8	67.4	31	7.8	635	00200-32

ROKE

Fore Wire Spiral Hose (EN856 4SP)

Standard: EN856 4SP
Iner Layer: Synthetic Butadiene Rubber
Enhancement Layer: Fore Spiraled Steel Wire Layer
Outer Layer: Synthetic Neoprene Rubber
Working Temperature: -40℃ to 100℃ （-40℉ to 212℉）

Part NO.	Nominal I.D.	Hose Size		Hose I.D.	Hose O.D.	Min Burst Pressure	Working Pressure	Bending Radius	Ferrule
	mm	DASH	in	mm	mm	Mpa	Mpa	mm	
4SP-04	6	-04	1/4	6.4	17.9	180	45	150	00400-04
4SP-06	10	-06	3/8	9.5	21.4	178	44.5	180	00400-06
4SP-08	12	-08	1/2	12.7	24.6	166	41.5	230	00400-08
4SP-10	16	-10	5/8	15.9	28.2	140	35	250	00400-10
4SP12	20	-12	3/4	19	32.2	140	35	300	00400-12
4SP-16	25	-16	1	25.4	39.7	112	28	340	00400-16
4SP-20	32	-20	1.1/4	31.8	50.8	84	21	460	00400-20
4SP-24	40	-24	1.1/2	38.1	57.2	74	18.5	560	00400-24
4SP-32	50	-32	2	50.8	69.8	66	16.5	660	00400-32

Fore Wire Spiral Hose (EN856 4SH)

Standard: EN856 4SH
Iner Layer: Synthetic Rubber
Enhancement Layer: Fore Spiraled Steel Wire Layer
Outer Layer: Synthetic Rubber
Working Temperature: -40℃ to 100℃ （-40℉ to 212℉）

Part NO.	Nominal I.D.	Hose Size		Hose I.D.	Hose O.D.	Min Burst Pressure	Working Pressure	Bending Radius	Ferrule
	mm	DASH	in	mm	mm	Mpa	Mpa	mm	
4SP12	19	-12	3/4	19	32.2	168	42	280	00400-12
4SP-16	25	-16	1	25.4	38.7	152	38	340	00400-16
4SP-20	32	-20	1.1/4	31.8	45.5	130	32.5	460	00401-20
4SP-24	40	-24	1.1/2	38.1	53.5	116	29	560	00401-24
4SP-32	50	-32	2	50.8	68.1	100	25	700	00401-32

Fore Wire Spiral Hose (EN856 R12)

Standard: EN856 R12
Iner Layer: Synthetic Rubber
Enhancement Layer: Fore Spiraled Steel Wire Layer
Outer Layer: Synthetic Rubber
Working Temperature: -40℃ to 100℃ （-40℉ to 212℉）

Part NO.	Nominal I.D.	Hose Size		Hose I.D.	Hose O.D.	Min Burst Pressure	Working Pressure	Bending Radius	Ferrule
	mm	DASH	in	mm	mm	Mpa	Mpa	mm	
R12-06	10	-06	3/8	9.5	20.3	110.3	27.6	127	00400-06
R12-08	12	-08	1/2	12.7	23.8	110.3	27.6	178	00400-08
R12-10	16	-10	5/8	15.9	27.4	110.3	27.6	203	00400-10
R12-12	20	-12	3/4	19	30.7	110.3	27.6	241	00400-12
R12-16	25	-16	1	25.4	38	110.3	27.6	305	00400-16
R12-20	32	-20	1.1/4	31.8	47	82.7	20.7	419	01400-20
R12-24	40	-24	1.1/2	38.1	53.5	69	17.2	508	01400-24
R12-32	50	-32	2	50.8	66.7	69	17.2	635	00401-32

ROKE

Six Wire Spiral Hose (EN856 R13)

Standard: EN856 R13

Iner Layer: Synthetic Rubber

Enhancement Layer: Six Spiraled Steel Wire Layer

Outer Layer: Synthetic Rubber

Working Temperature: -40℃ to 100℃ （-40℉ to 212℉）

Part NO.	Nominal I.D.	Hose Size		Hose I.D.	Hose O.D.	Min Burst Pressure	Working Pressure	Bending Radius	Ferrule
	mm	DASH	in	mm	mm	Mpa	Mpa	mm	
R13-12	20	-12	3/4	19	32.1	137.9	34.5	241	00621-12
R13-16	25	-16	1	25.4	38.7	137.9	34.5	305	00621-16
R13-20	32	-20	1.1/4	31.8	49.8	137.9	34.5	419	01621-20
R13-24	40	-24	1.1/2	38.1	57.3	137.9	34.5	508	01621-24
R13-32	50	-32	2	50.8	71.8	137.9	34.5	635	00621-32

Six Wire Spiral Hose (EN856 R15)

Standard: EN856 R15

Iner Layer: Synthetic Rubber

Enhancement Layer: Six Spiraled Steel Wire Layer

Outer Layer: Synthetic Rubber

Working Temperature: -40℃ to 100℃ （-40℉ to 212℉）

Part NO.	Nominal I.D.	Hose Size		Hose I.D.	Hose O.D.	Min Burst Pressure	Working Pressure	Bending Radius	Ferrule
	mm	DASH	in	mm	mm	Mpa	Mpa	mm	
R12-06	10	-06	3/8	9.5	20.6	168	42	**130**	00621-06(R15)
R12-08	12	-08	1/2	12.7	23.8	168	42	**180**	00621-08(R15)
R12-12	20	-12	3/4	19	31.6	168	42	280	00621-12(R15)
R12-16	25	-16	1	25.4	38.6	168	42	300	00621-16(R15)
R12-20	32	-20	1.1/4	31.8	49.6	168	42	400	01621-20(R15)
R12-24	40	-24	1.1/2	38.1	56.5	168	42	500	01621-24(R15)

Two Polyster Braid Hose (SAE 100 R7/EN855 R7)

Standard: SAE 100 R7, EN853 R7

Iner Layer: Thermoplastic Resin

Enhancement Layer: Two Polyester Braided Llayer

Outer Layer: Oil Resistant and Abrasion Resistant Resin

Working Temperature: -40℃ to 100℃ （-40℉ to 212℉）

Part NO.	Nominal I.D.	Hose Size		Hose I.D.	Hose O.D.	Min Burst Pressure	Working Pressure	Bending Radius	Ferrule
	mm	DASH	in	mm	mm	Mpa	Mpa	mm	
R7-03	5	-03	3/16	4.8	9.5	82.7	20.7	40	00018-03
R7-04	6	-04	1/4	6.4	11.9	75.8	19	50	00018-04
R7-05	8	-05	5/16	7.9	14.3	68.9	17.2	60	00018-05
R7-06	10	-06	3/8	9.5	16.5	62	15.5	75	00018-06
R7-08	12	-08	1/2	12.7	20.4	55.2	13.8	95	00018-08

ROKE

One Wire Braid-textyle Cover Hose (SAE 100 R6)

Standard: SAE 100 R6

Iner Layer: Synthetic Rubber

Enhancement Layer: One Braided Layer Embedded in Rubber

Outer Layer: Synthetic Rubber

Working Temperature: -40℃ to 100℃ （-40℉ to 212℉）

Part NO.	Nominal I.D.	Hose Size		Hose I.D.	Hose O.D.	Min Burst Pressure	Working Pressure	Bending Radius	Ferrule
	mm	DASH	in	mm	mm	Mpa	Mpa	mm	
R6-04	6	-04	1/4	6.4	12.7	2.8	11.2	64	00518-04
R6-05	8	-05	5/16	7.9	14.3	2.8	11.2	76	00518-05
R6-06	10	-06	3/8	9.5	15.9	2.8	11.2	76	00518-06
R6-08	12	-08	1/2	12.7	19.8	2.8	11.2	102	00518-08
R6-10	16	-10	5/8	15.9	23	2.4	9.6	127	00518-10
R6-12	20	-12	3/4	19	26	2.1	8.4	152	00518-12
R6-16	25	-16	1	25.4	32.5	1.3	5.2	230	00518-16

PTFE Hose

Iner Layer: PTFE

Outer Layer: One Braided Stainless Steel

Working Temperature: -54℃ to 204℃ （-65℉ to 400℉）

Part NO.	Hose I.D.	Hose O.D.	Min Burst Pressure	Working Pressure	Bending Radius	Ferrule
	mm	mm	Mpa	Mpa	mm	
HGV3051	5.1	8	79.3	26.4	63	00TF0-03
HGV3067	6.7	9	67.2	22.4	76	00TF0-04
HGV3084	8.4	11	62.1	20.7	101	00TF0-05
HGV1106	9.5	12.5	69	23	127	00TF0-06
HGV3134	13.4	16.5	48.3	16.1	152	00TF0-08
HGV3166	16.6	20	34.5	11	178	00TF0-10
HGV3198	19.8	23	31	10.3	203	00TF0-12
HGV3261	26.1	29.5	24.1	8	305	00TF0-16

Smooth Bore PTFE Hose

Standard Wall (Imperial Size)

Iner Layer: Extruded Teflon Tube

Outer Laye: Stainless Steel Wire

TEMP.RANGE:-60°C to +260°C（-76°F to 500°F）

Part NO.	Size	Hose I.D.		Hose O.D.		Min Burst Pressure	Working Pressure	Bending Radius
		Min.	Max.	Min.	Max.			
	Inch.	mm	mm	mm	mm	Mpa	Mpa	mm
1004	1/4"	5.97	6.48	8.13	9.14	759	252	76
1005	5/16"	7.54	8.05	9.91	10.92	724	241	102
1006	3/8"	8.69	9.19	11.18	12.19	690	230	127
1007	13/32"	10.03	10.54	12.70	13.72	621	207	133
1008	1/2"	12.12	12.62	14.99	16.00	552	183	165
1010	5/8"	14.86	15.47	17.78	19.05	414	138	197
1012	3/4"	18.49	19.25	21.34	22.86	345	114	229
1014	7/8"	21.67	22.43	24.64	25.91	276	92	229
1016	1"	24.82	27.20	27.69	29.46	207	69	305

ROKE

Smooth Bore PTFE Hose

Heavy Wall (Imperial Size)



Iner Layer: Extruded Teflon Tube

Outer Laye: Stainless Steel Wire

TEMP.RANGE:-60°C to +260°C（-76°F to 500°F）

Part NO.	Size	Hose I.D.		Hose O.D.		Min Burst Pressure	Working Pressure	Bending Radius
		Min.	Max.	Min.	Max.			
	Inch.	mm	mm	mm	mm	Mpa	Mpa	mm
2002	1/8"	3.30	3.51	6.1	6.60	1000	333	38
2003	3/16"	4.67	5.18	7.62	8.64	828	276	51
2004	1/4"	5.97	6.48	9.14	10.41	759	252	38
2005	5/16"	7.70	8.28	10.49	11.96	724	241	56
2006	3/8"	8.69	9.19	11.68	12.95	690	230	64
2007	13/32"	10.03	10.54	13.21	14.22	621	207	76
2008	1/2"	12.12	12.62	15.24	16.26	552	183	89
2010	5/8"	14.86	15.47	18.54	19.81	414	138	114
2012	3/4"	18.49	19.25	22.10	23.62	345	114	146
2014	7/8"	21.67	22.43	25.15	26.67	276	92	210
2016	1"	24.82	25.83	28.45	30.23	207	69	260

Smooth Bore PTFE Hose

Standard Wall (Metric Size)



Iner Layer: Extruded Teflon Tube

Outer Laye: Stainless Steel Wire

TEMP.RANGE:-60°C to +260°C（-76°F to 500°F）

Part NO.	Size	Hose I.D.		Hose O.D.		Min Burst Pressure	Working Pressure	Bending Radius
		Min.	Max.	Min.	Max.			
	mm	mm	mm	mm	mm	Mpa	Mpa	mm
3049	4.9	4.65	5.16	7.32	8.43	897	299	71
3051	5.1	4.85	5.36	7.49	8.61	862	287	71
3067	6.7	6.45	6.96	8.84	9.86	690	230	81
3084	8.4	8.15	8.66	10.54	11.56	641	214	127
3100	10.0	9.75	10.26	12.14	13.16	552	183	127
3103	10.3	9.93	10.64	12.78	14.10	552	183	133
3134	13.4	13.06	13.77	15.88	17.22	497	166	178
3166	16.6	16.10	17.12	18.95	20.57	345	110	203
3198	19.8	19.30	20.32	22.15	23.77	310	103	229
3221	22.1	21.59	22.61	24.46	26.09	276	92	229
3261	26.1	25.60	26.62	28.45	30.07	211	70	305

ROKE

Convoluted Bore PTFE Hose

Standard Type

Iner Layer: Extruded Teflon Tube

Outer Laye: Stainless Steel Wire

TEMP.RANGE:-60°C to +260°C（-76°F to 500°F）

Part NO.	Size	Hose I.D.		Hose O.D.		Min Burst Pressure	Working Pressure	Bending Radius
		Min.	Max.	Min.	Max.			
	Inch.	mm	mm	mm	mm	Mpa	Mpa	mm
8004	1/4"	6.10	6.86	12.45	13.97	552	183	18
8006	3/8"	9.14	10.16	14.73	16.26	483	161	20
8008	1/2"	12.45	13.21	18.16	19.69	414	138	25
8010	5/8"	15.49	16.51	21.34	22.86	290	97	51
8012	3/4"	18.54	19.81	24.51	26.04	230	76	64
8014	7/8"	21.84	23.11	27.94	30.10	179	60	76
8016	1"	24.89	26.16	30.99	32.77	145	48	89

Convoluted Bore PTFE Hose

Tape Rapped

Iner Layer: Extruded Teflon Tube

Outer Laye: Stainless Steel Wire

TEMP.RANGE:-60°C to +260°C（-76°F to 500°F）

Part NO.	Size	Hose I.D.	Hose O.D.	Min Burst Pressure	Working Pressure	Bending Radius
	Inch.	mm	mm	Mpa	Mpa	mm
9806	3/8"	9.53	13.72	276	69	25
9808	1/2"	12.70	20.83	345	86	38
9810	5/8"	15.88	23.11	386	97	50
9812	3/4"	19.05	27.18	303	76	63
9816	1"	25.40	34.04	276	69	76
9820	1-1/4"	31.75	39.88	276	69	88
9824	1-1/2"	38.10	45.97	207	52	114

Water and Gas Hose

Applications:

An economical air and water hose, which is for a wide range of industry, construction and agricultural applications.

Technical description:

Working temperature: -40 ℃ to +100 ℃

Tube: Synthetic rubber, black, smooth

Reinforcement: High strength synthetic cord

Cover: Abrasion-resistant synthetic rubber, the colors black, red, yellow, green, blue are available

Temperature range : - 30˚C to + 70˚C

Part NO.	Size Inch.	Hose I.D. mm	Hose O.D. mm	Min Burst Pressure bar	Working Pressure bar
WAE-050	1/2"	12.7	21	62	20.7
WAE-075	3/4"	19.1	29	62	20.7
WAE-100	1"	25.4	36	62	20.7
WAE-125	1-1/4"	31.8	44	62	20.7
WAE-150	1-1/2"	38.1	54	62	20.7
WAE-200	2″	50.8	66	62	20.7
WAE-250	2-1/2"	63.5	77	62	20.7
WAE-300	3″	76	93	62	20.7
WAE-350	3-1/2"	89	107	62	20.7
WAE-400	4″	102	127	62	20.7
WAE-500	5″	127	146	62	20.7
WAE-600	6″	152	171	62	20.7

Economical Drainage and Suction Hose

Applications:

Suitable for suction and discharge of domestic water, industrial water, sewage, slurry and liquid fertilizer, etc.

Technical description:

Tube: Synthetic rubber, black, smooth Reinforcement: High strength synthetic cord and helix wire Cover: Abrasion-resistant synthetic rubber, black Temperature range : - 30˚C to + 70˚C

Part NO.	Size Inch.	Hose I.D. mm	Hose O.D. mm	Min Burst Pressure bar	Working Pressure bar
DSW-075	3/4"	19.1	31	82.8	20.7
DSW-100	1"	25.4	37	82.8	20.7
DSW-125	1-1/4"	31.8	44	82.8	20.7
DSW-150	1-1/2"	38.1	50	82.8	20.7
DSW-175	1-3/4″	45.0	57	82.8	20.7
DSW-200	2″	50.8	63	82.8	20.7
DSW-250	2-1/2"	63.5	76	82.8	20.7
DSW-300	3″	76	90	82.8	20.7
DSW-350	3-1/2"	89	103	82.8	20.7
DSW-400	4″	102	118	82.8	20.7
DSW-500	5″	127	146	82.8	20.7
DSW-600	6″	152	171	82.8	20.7
DSW-800	8″	203	227	82.8	20.7
DSW-1000	10″	254	278	82.8	20.7
DSW-1200	12″	305	334	82.8	20.7
DSW-1400	14″	355	384	82.8	20.7

Insulating Hose

Applications:

A good-quality, economical general purpose hose for industrial air service, compressor lines, pneumatic tools, low-pressure spray and many other applications where the need for oil resistance is moderate. Non-conductive, minimum electrical resistance greater than one megohm per inch of length of hose at 1000 V DC. Available in 200 and 300 PSI working pressures.

Technical description:

Tube: Nitrile synthetic rubber, RMA Class A (High Oil Resistance)

Reinforcement: Spiral synthetic yarn (3/16"– 1-1/2"), braided synthetic yarn (2")

Cover: Red, Blue, or Black chemivic synthetic rubber, RMA Class A

Temperature range : - 29˚C to + 99˚C

Part NO.	Size	Hose I.D.	Hose O.D.	Min Burst Pressure	Working Pressure	Weight
	Inch.	mm	mm	bar	bar	Kg/m
A4-6-025	1/4″	6.4	13.7	82.8	20.7	0.21
A4-6-031	5/16″	7.9	16.3	82.8	20.7	0.27
A4-6-038	3/8"	9.53	17.5	82.8	20.7	0.29
A4-6-050	1/2"	12.7	21.8	82.8	20.7	0.39
A4-6-063	5/8"	15.9	25.9	82.8	20.7	0.49
A4-6-075	3/4"	19.1	30.2	82.8	20.7	0.63
A4-6-100	1"	25.4	38.1	82.8	20.7	0.92
A4-6-125	1-1/4"	31.8	45.6	82.8	20.7	1.25
A4-6-150	1-1/2"	38.1	53.2	82.8	20.7	1.50
A4-6-200	2″	50.8	63.5	82.8	20.7	1.60

Oil Resistant Insulating Hose

Applications:

It (Oil Resistant Tube and Cover) is our most popular premium-quality multipurpose hose. Used in the most abusive industrial applications, It will handle air, oil, water, kerosene and some chemicals. Non-conductive, minimum electrical resistance greater than one megohm per inch of hose length at 1000 Volts DC.

Technical description:

Tube: Nitrile synthetic rubber, RMA Class A (High Oil Resistance)

Reinforcement: Spiral synthetic yarn, 2" is braided

Cover: Red or Yellow Carbryn® Nitrile synthetic rubber,RMA Class A (high oil resistance)

Temperature range : - 29˚C to + 99˚C

Part NO.	Size	Hose I.D.	Hose O.D.	Min Burst Pressure	Working Pressure	Weight
	Inch.	mm	mm	bar	bar	Kg/m
A4-8-025	1/4″	6.4	15.7	82.8	20.7	0.21
A4-8-031	5/16″	7.9	17.3	82.8	20.7	0.24
A4-8-038	3/8"	9.53	18.6	82.8	20.7	0.27
A4-8-050	1/2"	12.7	22.6	82.8	20.7	0.37
A4-8-063	5/8"	15.9	26.9	82.8	20.7	0.52
A4-8-075	3/4"	19.1	30.2	82.8	20.7	0.60
A4-8-100	1"	25.4	38.1	82.8	20.7	0.88
A4-8-125	1-1/4"	31.8	46.0	82.8	20.7	1.13
A4-8-150	1-1/2"	38.1	52.9	82.8	20.7	1.31
A4-8-200	2″	50.8	63.5	82.8	20.7	1.60

Low Temperature Resistant Water & Gas Hose

Applications:

It (Oil Resistant Tube and Cover) is our most popular premium-quality multipurpose hose. Used in the most abusive industrial applications, It will handle air, oil, water, kerosene and some chemicals. Non-conductive, minimum electrical resistance greater than one megohm per inch of hose length at 1000 Volts DC.

Technical description:

Tube: Nitrile synthetic rubber, RMA Class A (High Oil Resistance)

Reinforcement: Spiral synthetic yarn, 2" is braided

Cover: Red or Yellow Carbryn® Nitrile synthetic rubber,RMA Class A (high oil resistance)

Temperature range : - 29˚C to + 99˚C

Part NO.	Size	Hose I.D.	Hose O.D.	Min Burst Pressure	Working Pressure	Weight
	Inch.	mm	mm	bar	bar	Kg/m
A4-11-025	1/4″	6.4	16.0	82.8	20.7	0.22
A4-11-038	3/8"	9.53	19.1	82.8	20.7	0.27
A4-11-050	1/2"	12.7	23.1	82.8	20.7	0.37
A4-11-075	3/4"	19.1	30.0	82.8	20.7	0.54
A4-11-100	1"	25.4	38.1	82.8	20.7	0.86
A4-11-125	1-1/4"	31.8	45.7	82.8	20.7	1.10
A4-11-138	1-3/8″	34.9	50.0	82.8	20.7	1.37
A4-11-150	1-1/2"	38.1	53.1	82.8	20.7	1.50

Steam Conveying Hose

Applications:

Mandrel steel reinforced high pressure steam pipe for Thermal control, fire and other super-hot steam. Industrial applications maximum pressure up to 17.2bar or 250psi. 2"above have negative pressure resistance.

Note: the use of superheated steam will shorten the life of the hose.To extend the service life, please clean up the water in the tube.

Technical description:

Tube: Black, smooth ethylene propylene diene monomer (EPDM)rubber, resistant to ultra-high-temperature steam and water

Reinforcement: Wire surround layer, 2"above with embedded steel helix

Cover: Red or black, smooth ethylene propylene diene monomer (EPDM) rubber, high temperature resistance, corrosion resistance, abrasion resistance, anti-aging, there are miniature pinhole

Temperature range: -40°C to +208°C

Part NO.	Size	Hose I.D.	Hose O.D.	Min Burst Pressure	Working Pressure	Weight
	Inch.	mm	mm	bar	bar	Kg/m
A6-2-050	1/2"	12.7	24.0	82.8	20.7	0.49
A6-2-058	5/8"	15.9	27.0	82.8	20.7	0.56
A6-2-075	3/4"	19.1	32.0	82.8	20.7	0.72
A6-2-100	1"	25.4	38.5	82.8	20.7	0.96
A6-2-125	1-1/4"	31.8	46.0	82.8	20.7	1.30
A6-2-150	1-1/2"	38.1	52.0	82.8	20.7	1.60
A6-2-200	2″	50.8	67.0	82.8	20.7	2.40
A6-2-250	2-1/2″	63.5	79.5	82.8	20.7	3.00
A6-2-300	3″	76.2	93.0	82.8	20.7	3.90
A6-2-400	4″	102	124	82.8	20.7	6.60

Spray Hose

Applications:

For cleaning, heat control, fire prevention, pumping, thawing, blow-out service, steam pumps and hoists in open-end or permanent installation operations. It is used in refineries, shipyards, chemical plants, steel mills, foundries and heavy industrial applications where high strength is required and where severe environmental conditions are encountered.

Technical description:

Tube: Nylon, silicone free rubber

Reinforcement: Braided steel wire (3/4" and 1" have 2 steel wire braids)

Cover: Black or red EPDM finish, pin-pricked

Temperature range : -18˚C to 90˚C

Part NO.	Size	Hose I.D.	Hose O.D.	Min Burst Pressure	Working Pressure	Weight
	Inch.	mm	mm	bar	bar	Kg/m
A4-235-025	1/4″	6.4	12.4	207	51.7	0.12
A4-235-031	5/16"	7.9	15.5	207	51.7	0.19
A4-235-038	3/8"	9.5	17.8	207	51.7	0.22
A4-235-050	1/2"	12.7	22.2	207	51.7	0.32
A4-235-058	5/8"	15.9	26.7	207	51.7	0.46
A4-235-075	3/4"	19.1	30.2	207	51.7	0.54
A4-235-100	1"	25.4	38.4	207	51.7	0.80

Chemical Inhalation & Discharge Hose

Applications:

Excellent chemical resistance, suitable for most corrosive chemicals. It is widely used for pressure, self-weight or suction discharge in the production and transportation of various chemicals in chemical industry, lithium battery, fine chemical industry, API and related industries.

Technical description:

Tube: Ultra-High Molecular Weight Polyethylene (UHMWPE)

Reinforcement: Spiral-plied synthetic fabric with double wire helix

Cover: Blue EPDM synthetic rubber, corrugated (wrapped cover)

Temperature range : -40°C to +100°C

Part NO.	Size	Hose I.D.	Hose O.D.	Min Burst Pressure	Working Pressure	Negative Pressure	Bending Radius
	Inch.	mm	mm	bar	bar	bar	mm
HODU-050	1/2"	12.7	24.0	52	13.8	0.9	76
HODU-075	3/4"	19.1	31.0	52	13.8	0.9	89
HODU-100	1"	25.4	37.3	52	13.8	0.9	102
HODU-125	1-1/4"	31.8	44.0	52	13.8	0.9	102
HODU-150	1-1/2"	38.1	50.0	52	13.8	0.9	127
HODU-200	2″	50.8	65.0	52	13.8	0.9	152
HODU-250	2-1/2″	63.5	80.0	52	13.8	0.9	203
HODU-300	3″	76.2	92.0	52	13.8	0.9	229
HODU-400	4″	102	119	52	13.8	0.9	254
HODU-600	6″	152	175	52	13.8	0.9	457

Explosion Proof Chemical Inhalation & Discharge Hose

Applications:

Both the inner and outer layers are electrically conductive and can be used in explosion-proof environments. Widely used in new energy, petrochemical industry, food and beverage, fine chemical industry, cosmetics, API and biopharmaceutical industries. Suitable for all kinds of chemicals and solvents, except chlorine trifluoride, chlorine and fluorine gas, oxygen difluoride, phosgene and molten alkali metals (such as sodium).

Technical description:

Tube: PTFE , black conductive smooth, phthalates free. PTFE is a polymer with excellent resistance to high temperature, mechanical stress and to oxidation

Reinforcement: Synthetic plies,galvanized wire helices, a/s copperwires to discharge static electricity

Cover: EPDM rubber, black, abrasion, ageing and ozone resistant

Temperature range : -40°C to +150°C

Part NO.	Size	Hose I.D.	Hose O.D.	Min Burst Pressure	Working Pressure	Bending Radius	Weight
	Inch.	mm	mm	bar	bar	mm	Kg/m
TALOS-050	1/2"	12.7	25.0	64	16	90	0.54
TALOS-075	3/4"	19.1	31.0	64	16	130	0.70
TALOS-100	1"	25.4	37.0	64	16	170	0.86
TALOS-125	1-1/4"	31.8	44.0	64	16	215	1.18
TALOS-150	1-1/2"	38.1	51.0	64	16	255	1.43
TALOS-200	2″	50.8	66.0	64	16	330	2.08
TALOS-250	2-1/2″	63.5	80.0	64	16	430	2.96
TALOS-300	3″	76.2	91.0	64	16	510	3.43
TALOS-400	4″	102	116	64	16	680	4.60

Chemical Composite Hose

Applications:

Suction and discharge of a large number of aggressive or corrosive chemicals, chemical waste and all petroleum products with aromatic content up to 100%. For road and rail tanker equipment or fixed installations in the chemical industry.

Technical description:

Internal helix: Polypropylene coated steel

Tube: Polypropylene film

Reinforcement: Polypropylene layers

Cover: PVC coated fabric, grey, corrugated.

External helix: Galvanized

Temperature range: -30℃ to +100℃

Electrical properties: ID＜50mm，R≤2.5Ω/m；ID≥50mm，R≤ 1Ω/m

Part NO.	Size	Hose I.D.	Hose O.D.	Min Burst Pressure	Working Pressure	Negative Pressure	Bending Radius
	Inch.	mm	mm	bar	bar	bar	mm
A1-46-100	1"	25.4	37.0	56	14	0.9	100
A1-46-125	1-1/4"	31.8	43.0	56	14	0.9	120
A1-46-150	1-1/2"	38.1	52.0	56	14	0.9	140
A1-46-200	2″	50.8	62.0	56	14	0.9	180
A1-46-250	2-1/2″	63.5	79.0	56	14	0.9	200
A1-46-300	3″	76.2	95.0	56	14	0.9	280
A1-46-400	4″	102	121	56	14	0.9	400
A1-46-500	5″	127	149	56	14	0.9	450
A1-46-600	6″	152	180	56	14	0.9	500
A1-46-800	8″	203	234	56	14	0.9	740
A1-46-1000	10″	254	297	56	14	0.9	920

Anti static electricity Oil Hose

Applications:
Special compound to resist petroleum products with aromatic content < 50 %.For high pressure transfer of petroleum products and low pressure hydraulic drives and oil return.Also for handling light or heavy petroleum derivatives, chemicals and anti-freeze agents, oil charged compressed air, industrial alkaline, and salt water

Technical description:
Inner tube: oil resistant NBR, black, smooth
Reinforcement: synthetic textile
Cover: oil and weather resistant , black, smooth
Temperature range: - 30 °C to + 100 °C
Electrical properties: conductive tube and cover, R < 106 Ω/m

Part NO.	Size	Hose I.D.	Hose O.D.	Min Burst Pressure	Working Pressure	Bending Radius	Weight
	Inch.	mm	mm	bar	bar	mm	Kg/m
BAKU-025	1/4″	6.4	13	60	20	30	0.14
BAKU-031	5/16"	7.9	15	60	20	35	0.17
BAKU-038	3/8"	9.5	17	60	20	38	0.19
BAKU-050	1/2"	12.7	2	60	20	45	0.28
BAKU-058	5/8"	15.9	26	60	20	55	0.35
BAKU-075	3/4"	19.1	30	60	20	58	0.43
BAKU-100	1"	25.4	37	60	20	80	0.62

Anti static electricity Super Soft Oil Hose

Applications:
Super soft tubing with anti-static inner rubber, safe and reliable, suitable for transportation of diesel, ethanol, gasoline and petroleum-based products in tank trucks and factories, aromatic content can not exceed 60%, corrugated can reduce friction coefficient and improve wear resistance .

Technical description:
Tube: Black NBR rubber RMA Class A. Inner rubber conductive (R < 106Ω)
Reinforcement: Synthetic multi-layer winding and reinforced with steel wire
Cover: Black Corrugated Buna-N-Vinyl synthetic rubber
Temperature: -40℃ to +93℃

Part NO.	Size	Hose I.D.	Hose O.D.	Min Burst Pressure	Working Pressure	Negative Pressure	Bending Radius
	Inch.	mm	mm	bar	bar	bar	mm
PLUTO-075	3/4″	19.1	30.5	68	17.2	0.9	0.65
PLUTO-100	1"	25.4	37.0	68	17.2	0.9	0.81
PLUTO-150	1-1/2"	38.1	48.5	68	17.2	0.9	1.08
PLUTO-200	2″	50.8	62.0	68	17.2	0.9	1.43
PLUTO-250	2-1/2″	63.5	76.0	68	17.2	0.9	2.10
PLUTO-300	3″	76.2	89.0	68	17.2	0.9	2.51
PLUTO-400	4″	102	116	54	13.8	0.9	3.61
PLUTO-500	5″	127	142	40	10.3	0.9	5.50
PLUTO-600	6″	152	168	40	10.3	0.9	6.60

LPG Delivery Hose

Applications:
For reels on road tankers for LPG delivery.
Discharge at pressure of petroleum products with aromatic content≤50%.

Technical description:
Inner tube: LPG resistant NBR, black, smooth
Reinforcement: Two textile braids
Cover: Oil and weather resistant CR, black, smooth for ID < 25 mm, fabric impression for ID≥25mm
Temperature range: -30℃ to +100℃
Electrical properties: Conductive tube, R < 106 Ω/lg

Part NO.	Size	Hose I.D.	Hose O.D.	Min Burst Pressure	Working Pressure	Bending Radius	Weight
	Inch.	mm	mm	bar	bar	mm	Kg/m
A1-75-050	1/2″	12.7	22.7	100	25	100	0.38
A1-75-058	5/8″	15.9	25.9	100	25	125	0.48
A1-75-075	3/4″	19.1	31.0	100	25	169	0.59
A1-75-100	1"	25.4	38.0	100	25	200	0.73
A1-75-125	1-1/4"	38.1	45.0	100	25	250	0.92
A1-75-150	1-1/2"	38.1	52.0	100	25	320	1.16
A1-75-200	2″	50.8	62.0	100	25	400	1.60
A1-75-300	3″	76.2	93.0	100	25	650	2.83
A1-75-400	4″	102	120	100	25	720	4.37
A1-75-600	6″	152	174	100	25	1000	7.94

Ultra High Pressure Water Jet Hose

Applications:
Ultra-high pressure hose is applied for the construction and shipbuilding industries and for cleaning in general industrial. Mainly used for removal of accumulated dirt and materials on the surfaces through high pressure such as concrete, asphalt and tanks. This is used for petroleum or synthetic hydraulic fluids, gas and chemical fluids. This is especially suitable for hydraulic pretensioning equipment, test rigs, as well as appling in oil offshore.

Part NO.	Size	Hose I.D.	Hose O.D.	Color	Min Burst Pressure	Working Pressure	Bending Radius
	Inch.	mm	mm	/	bar	bar	mm
A2-91-011-016	5/32″	4.0	7.7	Blue	3000	1200	75
A2-91-011-019	3/16″	4.8	9.5	Blue	2500	1000	95
A2-91-014-025	1/4″	6.4	13.3	Black	2800	1100	70
A2-91-015-050	1/2″	12.7	23.0	Blue	2750	1100	80
A2-91-016-016	5/32″	4.0	10.4	Blue	5500	2200	100
A2-91-016-025	1/4″	6.4	12.5	Blue	4100	1640	155
A2-91-018-050	1/2″	12.7	25.0	Dark Blue	3500	1400	110
A2-91-022-019	3/16″	4.0	13.2	Yellow	7000	2800	200
A2-91-022-031	5/16″	4.8	17.2	Red	6250	2500	200
A2-91-023-031	5/16″	4.8	17.3	Red	7000	2800	230
A2-91-020-050	1/2″	12.7	24.5	Yellow	4500	1800	290
A2-91-021-075	3/4″	19.1	33.7	Blue	4000	1600	350
A2-91-021-031	5/16″	4.8	19.5	Blue	7000	3000	250

ROKE

Hose Ferrule

00100 SWAGED STANDARD FERRULE

Ferrule for SAE100 R1A/EN853 1SN/DIN2022 1ST Hose

00100

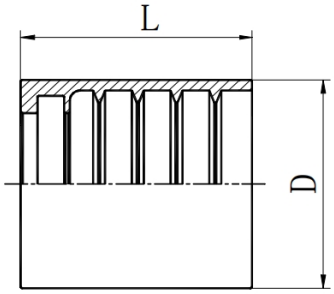

PART NO.	Hose Bore		Dimensions	
	DN	DASH	D	L
00100-03	4	03	17.5	27
00100-04	6	04	20.6	30
00100-05	8	05	21.5	31
00100-06	10	06	24	32
00100-08	12	08	28.5	34
00100-10	16	10	32	37
00100-12	20	12	36	43
00100-16	25	16	43	50
00100-20	32	20	50.5	59
00100-24	40	24	57	74
00100-32	50	32	70.6	78

00110 SWAGED STANDARD FERRULE

Ferrule for SAE100 R1AT/DIN2022 1SN Hose

00110

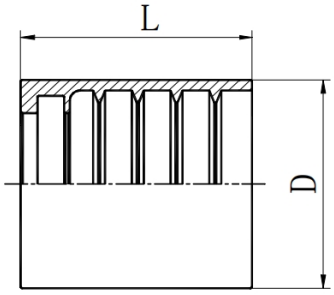

PART NO.	Hose Bore		Dimensions	
	DN	DASH	D	L
00110-03	4	03	17.5	27
00110-04	6	04	20.6	30
00110-05	8	05	20.8	31
00110-06	10	06	23.3	32
00110-08	12	08	27	34
00110-10	16	10	30	37
00110-12	20	12	34	43
00110-16	25	16	42.6	50
00110-20	32	20	52	59
00110-24	40	24	58	74
00110-32	50	32	72	78

00200 SWAGED STANDARD FERRULE

Ferrule for SAE100 R2A/DIN2022 2ST Hose

00200

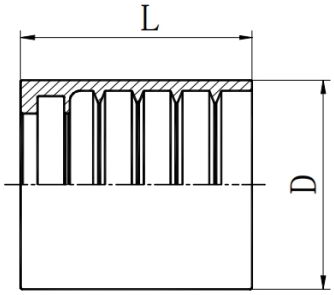

PART NO.	Hose Bore		Dimensions	
	DN	DASH	D	L
00200-03	4	03	20.6	27
00200-04	6	04	21	30
00200-05	8	05	24	31
00200-06	10	06	25.5	32
00200-08	12	08	30	34
00200-10	16	10	33.4	37
00200-12	20	12	38	43
00200-16	25	16	46	50
00200-20	32	20	56	59
00200-24	40	24	62	74
00200-32	50	32	75	78

ROKE

00210 SWAGED STANDARD FERRULE

Ferrule for SAE100 R2AT/DIN2022 2SN Hose

00210

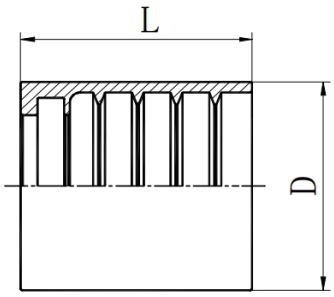

PART NO.	Hose Bore		Dimensions	
	DN	DASH	D	L
00210-03	4	03	20.6	27
00210-04	6	04	22.2	30
00210-05	8	05	23	31
00210-06	10	06	25	32
00210-08	12	08	28.3	34
00210-10	16	10	31.5	37
00210-12	20	12	35.5	43
00210-16	25	16	45	50
00210-20	32	20	55	59
00210-24	40	24	62.5	74
00210-32	50	32	75.5	78

00018 SWAGED STANDARD FERRULE

Ferrule for SAE100 R7/R8 Hose

00018

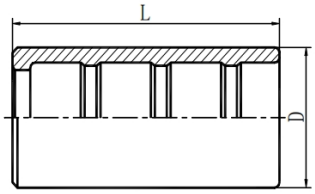

PART NO.	Hose Bore		Dimensions	
	DN	DASH	D	L
00018-04	6	04	14.2	27
00018-05	8	05	17	29
00018-06	10	06	18.8	31
00018-08	12	08	21	31
00018-10	16	10	25.5	34
00018-12	20	12	33	43

03310 SWAGED STANDARD FERRULE

Ferrule for SAE100 R1AT/R1AT DIN2022 1SN/2SN Hose

03310

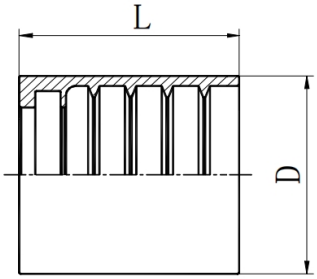

PART NO.	Hose Bore		Dimensions	
	DN	DASH	D	L
03310-03	4	03	21	27
03310-04	6	04	23	30
03310-05	8	05	24	31
03310-06	10	06	26	32
03310-08	12	08	29	34
03310-10	16	10	33	37
03310-12	20	12	37	43
03310-16	25	16	46	50
03310-20	32	20	59	59

00400 SWAGED MULTISPIRAL FERRULE

Ferrule for R9A/R9R, 4SP, 4SH/10-16, R12/06-16 Hose

00400

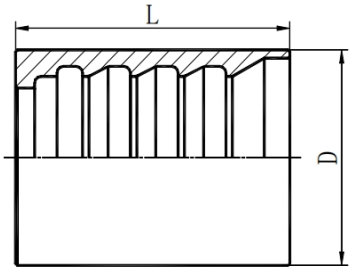

PART NO.	Hose Bore		Dimensions	
	DN	DASH	D	L
00400-04	6	04	22	37.5
00400-06	10	06	25.5	39
00400-08	12	08	29	41
00400-10	16	10	32.5	43
00400-12	20	12	37	51
00400-16	25	16	46.5	64.5
00400-20	32	20	57	67.5
00400-24	40	24	65	75
00400-32	50	32	79	79

00401 SWAGED MULTISPIRAL FERRULE

Ferrule for DIN20023 4SH & R12/32 Hose

00401

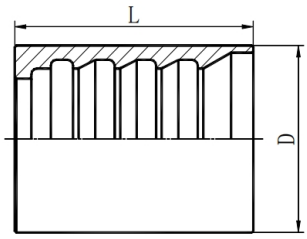

PART NO.	Hose Bore		Dimensions	
	DN	DASH	D	L
00401-20	32	20	53	67.5
00401-24	40	24	61	75
00401-32	50	32	77	79

00500 SWAGED STANDARD FERRULE

Ferrule for SAE100R5 Hose

00500

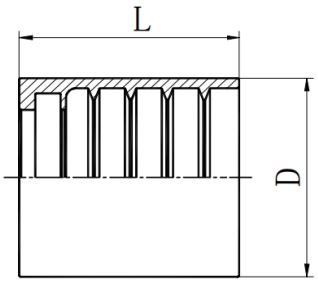

PART NO.	Hose Bore			Dimensions	
	DN	DASH	SAE DASH	D	L
00500-03	4	03	04	19.0	22.6
00500-04	6	04	05	20.8	25.7
00500-05	8	05	06	23.8	22.4
00500-07	11	07	08	26.0	26.2
00500-08	12	08	10	30.2	27.7
00500-10	16	10	12	34.9	29.7
00500-14	22	14	16	38.1	33.5
00500-18	28	18	20	46.0	42.7
00500-22	35	22	24	52.3	47.0
00500-29	46	29	32	65.1	50.8
00500-38	60	38	38	82.6	63.0

00621 SWAGED INTERLOCK FERRULE

Ferrule for SAE100 R13/EN856 R13 Hose

00621

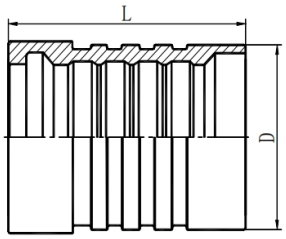

PART NO.	Hose Bore		Dimensions	
	DN	DASH	D	L
00621-12	20	12	40	53
00621-16	25	16	49	66
00621-20	32	20	60	88.5
00621-24	40	24	69.5	102
00621-32	50	32	86.5	108

00710

Ferrule for Teflon Hose

00710

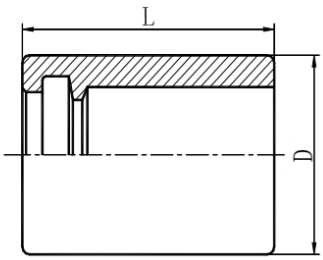

PART NO.	Hose Bore		Dimensions	
	DN	DASH	D	L
00710-06	10	06	19.9	28.6
00710-08	12	08	24.4	30
00710-12	20	12	31.6	38
00710-16	25	16	38.4	45.9
00710-20	32	20	49.8	54
00710-24	40	24	55.1	57
00710-32	50	32	68.8	69.8

ROKE

Hose Fitting

10311

O-ring Metric Male Flat Seal

00100

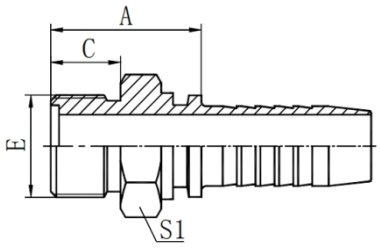

PART NO.	Thread E	Hose Bore		Dimensions		
		DN	DASH	A	C	S1
10311-12-04	M12*1.25	6	04	22.5	10	14
10311-14-04	M14*1.5	6	04	23.5	11	17
10311-16-04	M16*1.5	6	04	23.5	11	17
10311-16-05	M16*1.5	8	05	23.5	11	17
10311-16-06	M16*1.5	10	06	23.5	11	17
10311-18-06	M18*1.5	10	06	23.5	11	19
10311-22-05	M22*1.5	8	05	27	11	22
10311-22-06	M22*1.5	10	06	26	11	22
10311-22-08	M22*1.5	12	08	26.5	12	22
10311-27-10	M27*1.5	16	10	31.5	12	27
10311-30-12	M30*1.5	20	12	33.5	13	32
10311-36-12	M36*2	20	13	35.3	14	38
10311-36-14	M36*2	22	14	35.5	16	38
10311-39-16	M39*2	25	16	39	16	41
10311-45-20	M45*2	32	20	44.5	20	46
10311-52-24	M52*2	40	24	47.5	22	55
10311-64-32	M64*2	50	32	52.5	27	65

NOTE: 1. The fitting is used with braided hoses. 2. If used with spiral hoses, fitting part NO. is 10312-xx-xx

20211

Metric Female Flat Seal

20211

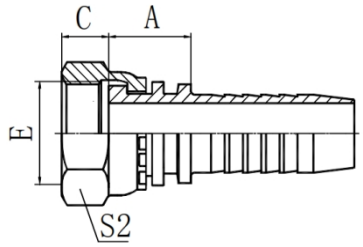

20211-T

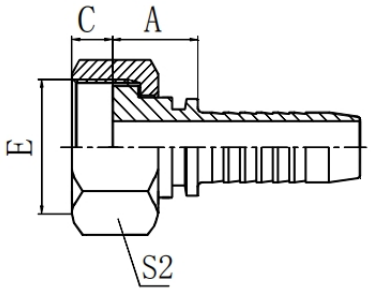

PART NO.	Thread E	Hose Bore		Dimensions		
		DN	DASH	A	C	S2
20211-10-02	M10*1	4	02	14	6	14
20211-12-03	M12*1.25	5	03	14	9	17
20211-14-04	M14*1.5	6	04	15.5	8.5	19
20211-14-05	M14*1.5	8	05	15.5	8.5	19
20211-16-04	M16*1.5	6	04	16.5	8	22
20211-16-05	M16*1.5	8	05	16.5	8	22
20211-16-06	M16*1.5	10	06	16.5	8	22
20211-18-05T	M18*1.5	8	05	17.5	8	24
20211-18-06	M18*1.5	10	06	17.5	8	24
20211-20-06T	M20*1.5	10	06	16	10	24
20211-20-08	M20*1.5	12	08	18.5	10	27
20211-22-06T	M22*1.5	10	06	16	10	27
20211-22-08	M22*1.5	12	08	18.5	10	27
20211-22-10	M22*1.5	16	10	19.5	10	27
20211-24-08T	M24*1.5	12	08	16.5	11	27
20211-24-10	M24*1.5	16	10	20.5	10.5	27
20211-27-08T	M27*1.5	12	08	18.5	10	30
20211-27-10T	M27*1.5	16	10	19.5	10	32
20211-30-12	M30*1.5	20	12	21.5	11	36
20211-33-14	M33*2	22	14	21.5	13	41
20211-36-12T	M36*2	20	12	20	13	41
20211-36-14T	M36*2	22	14	20	13	41
20211-39-16T	M39*2	25	16	23.5	13	46
20211-42-20	M42*2	32	20	26	15	50
20211-45-20T	M45*2	32	20	25	15	55
20211-52-24T	M52*2	40	24	25	17	60
20211-60-28T	M60*2	45	28	26	20	70
20211-64-32T	M64*2	50	32	26	23	75

NOTE: 1. The fitting is used with braided hoses. 2. If used with spiral hoses, fitting part NO. is 20212-xx-xx

ROKE

20241

45° Metric Female Flat Seal

20241

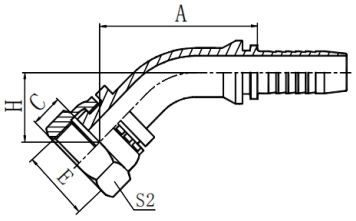

20241-T

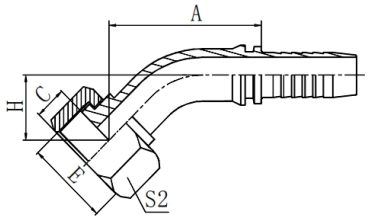

PART NO.	Thread	Hose Bore		Dimensions			
	E	DN	DASH	A	C	H	S2
20241-14-04	M14*1.5	6	04	40.5	8.5	18.5	19
20241-14-05	M14*1.5	8	05	42.7	8.5	19.3	19
20241-16-05	M16*1.5	8	05	45.7	8	20	22
20241-18-06	M18*1.5	10	06	45.7	8	21.4	24
20241-22-08	M22*1.5	12	08	58.9	10	24	27
20241-27-10T	M27*1.5	16	10	68.6	10	24.3	32
20241-30-12	M30*1.5	20	12	78.1	11	30	36
20241-36-12T	M36*2	20	12	75	13	27.5	41
20241-36-14T	M36*2	22	14	77.3	13	27	41
20241-36-16	M36*2	25	16	85.7	13	31.5	41
20241-39-16T	M39*2	25	16	83.9	13	29.7	46
20241-42-20	M42*2	32	20	97.3	15	36.6	50
20241-45-20T	M45*2	32	20	94.5	15	33.8	55
20241-52-20T	M52*2	32	20	94.5	17	33.8	60
20241-52-24T	M52*2	40	24	108.5	17	37.7	60
20241-60-28T	M60*2	45	28	118.7	20	43.6	70
20241-64-32T	M64*2	50	32	127.8	23	45.6	75

NOTE: 1. The fitting is used with braided hoses. 2. If used with spiral hoses, fitting part NO. is 20242-xx-xx

20291

90° Metric Female Flat Seal

20291

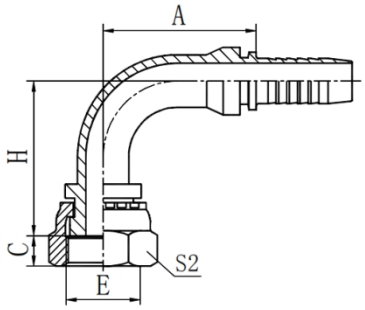

20291-T

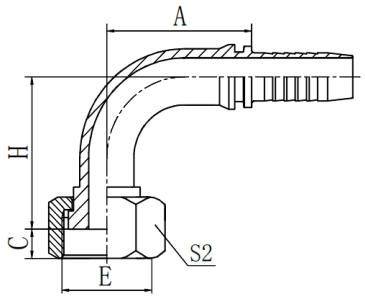

PART NO.	Thread	Hose Bore		Dimensions			
	E	DN	DASH	A	C	H	S2
20241-12-02	M12*1.25	4	02	26.5	8	30.5	17
20241-14-04	M14*1.5	6	04	30	8.5	34	19
20241-14-05	M14*1.5	8	05	33	8.5	37	19
20241-16-05	M16*1.5	8	05	34	8	38	22
20241-16-06	M16*1.5	10	06	35.3	8	40.3	22
20241-18-06	M18*1.5	10	06	35.8	8	41.3	24
20241-22-08	M22*1.5	12	08	41	10	48	27
20241-22-10	M22*1.5	16	10	57.5	10	53	27
20241-27-08T	M27*1.5	12	08	41	11	46	32
20241-27-10T	M27*1.5	16	10	56	10	51	32
20241-30-12	M30*1.5	20	12	66.2	11	63.5	36
20241-33-14	M33*2	20	14	71.2	13	65	41
20241-36-14T	M36*2	22	14	71.2	13	61	41
20241-36-16	M36*2	25	16	76.7	13	70	41
20241-39-16T	M39*2	25	16	76.7	13	67.5	46
20241-42-20	M42*2	32	20	91.5	15	82.5	50
20241-45-20T	M45*2	32	20	91.5	15	78.5	55
20241-52-20T	M52*2	32	20	91.5	17	78.5	60
20241-52-24T	M52*2	40	24	109.4	17	92	60
20241-60-28T	M60*2	45	28	119.9	20	106	70
20241-64-32T	M64*2	50	32	131	23	113	75

NOTE: 1. The fitting is used with braided hoses. 2. If used with spiral hoses, fitting part NO. is 20292-xx-xx

ROKE

20111

Metric Female Multiseal

20111

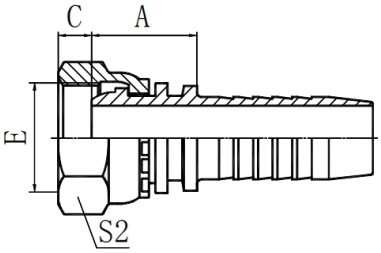

20111-T

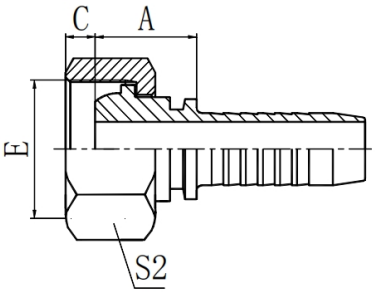

PART NO.	Thread E	Hose Bore		Dimensions		
		DN	DASH	A	C	S2
20211-10-03	M10*1	5	03	18	2.5	14
20211-10-04	M10*1	6	04	18	2.5	14
20211-12-04	M12*1.5	6	04	18.5	4	17
20211-12-05	M12*1.25	8	05	18.5	4	17
20211-14-04	M14*1.5	6	04	19.5	4.5	19
20211-14-05	M14*1.5	8	05	19.5	4.5	19
20211-16-04	M16*1.5	6	04	19.5	4.5	22
20211-16-05	M16*1.5	8	05	20	4.5	22
20211-16-06	M16*1.5	10	06	20	4.5	22
20211-18-05T	M18*1.5	8	05	21.5	4	24
20211-18-06	M18*1.5	10	06	21.5	4	24
20211-18-08	M18*1.5	10	06	22	4	24
20211-20-06T	M20*1.5	10	06	20.5	4	24
20211-20-08	M20*1.5	12	08	23	5.5	27
20211-22-06T	M22*1.5	10	06	23	5.5	27
20211-22-08	M22*1.5	12	08	23.5	5	27
20211-22-10	M22*1.5	16	10	24.5	5	27
20211-24-08T	M24*1.5	12	08	22	5.5	27
20211-24-10	M24*1.5	16	10	26	5.5	27
20211-27-08T	M27*1.5	12	08	23	5.5	30
20211-27-10T	M27*1.5	16	10	23.5	7	32
20211-30-12	M30*1.5	20	12	26.5	7	36
20211-33-14	M33*2	20	12	20	13	41
20211-36-12T	M36*2	20	12	26	7	41
20211-36-14T	M36*2	22	14	26	7	41
20211-39-16T	M39*2	25	16	29.5	7	46
20211-42-16T	M42*2	25	16	30	8.5	50
20211-45-20T	M45*2	32	20	31.5	8.5	55
20211-52-20T	M52*2	32	24	33	9	60
20211-52-24T	M52*2	40	24	33	9	60
20211-64-32T	M64*2	50	32	35	14	75

NOTE: 1. The fitting is used with braided hoses. 2. If used with spiral hoses, fitting part NO. is 20212-xx-xx

20141

45° Metric Female Multiseal

20141

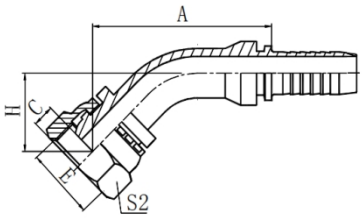

20141-T

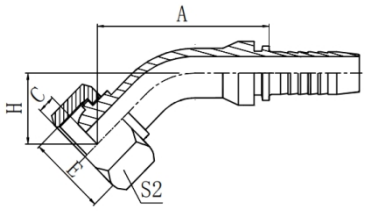

PART NO.	Thread E	Hose Bore		Dimensions			
		DN	DASH	A	C	H	S2
20141-10-03	M10*1	5	03	41.1	2.5	20.7	14
20141-12-04	M12*1.5	6	04	43	4	22	17
20141-14-04	M14*1.5	6	04	43.4	4.5	21.3	19
20141-14-05	M14*1.5	8	05	45.8	4.5	22.2	19
20141-16-05	M16*1.5	8	05	45.8	4.5	22.5	22
20141-16-06	M16*1.5	10	06	47.4	4.5	24.1	22
20141-18-06	M18*1.5	10	06	48.5	4	24.2	24
20141-18-08	M18*1.5	12	08	52.2	4	25.7	24
20141-20-06T	M20*1.5	10	06	48.2	5.5	23.9	27
20141-20-08	M20*1.5	12	08	62.1	5.5	27.2	27
20141-22-06T	M22*1.5	10	06	58.4	5	25.7	27
20141-22-08	M22*1.5	12	08	62.1	5	27.2	27
20141-24-10	M24*1.5	16	10	75.4	5	29.6	30
20141-27-10T	M27*1.5	16	10	74.4	5.5	29.6	32
20141-30-12	M30*1.5	20	12	80.9	6	33.5	36
20141-36-14T	M36*2	22	14	83	7	32.6	41
20141-39-16T	M39*2	25	16	88.2	7	34	46
20141-45-20T	M45*2	32	20	99.1	8.5	38.4	55
20141-52-24T	M52*2	40	24	114.1	9	43.4	60

NOTE: 1. The fitting is used with braided hoses. 2. If used with spiral hoses, fitting part NO. is 20142-xx-xx

20191

90° Metric Female Multiseal

20191

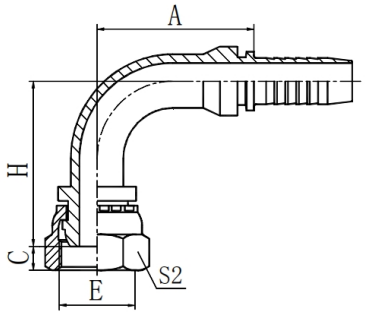

20191-T

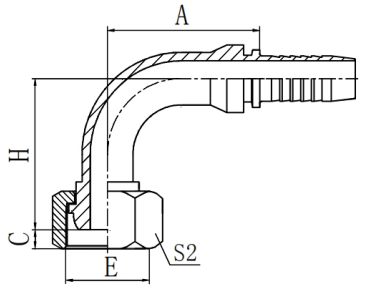

PART NO.	Thread E	Hose Bore		Dimensions			
		DN	DASH	A	C	H	S2
20911-10-03	M10*1	5	03	27	2.5	35.5	14
20191-12-04	M12*1.5	6	03	30	4	37.5	17
20191-14-04	M14*1.5	6	04	30	4.5	38	19
20191-14-05	M14*1.5	8	05	33	4.5	41	19
20191-16-04	M16*1.5	6	04	30	4.5	38.5	19
20191-16-05	M16*1.5	8	05	33	4.5	41.5	22
20191-16-06	M16*1.5	10	06	35.3	4.5	43.8	22
20191-18-05T	M18*1.5	8	05	33	4	43	24
20191-18-06	M18*1.5	10	06	35.3	4	45.3	24
20191-18-08	M18*1.5	12	08	40.5	4	50.5	24
20191-20-06T	M22*1.5	10	06	35.3	5.5	44.8	24
20191-20-08	M22*1.5	12	08	41	5.5	52	27
20191-22-06T	M22*1.5	10	06	35.8	5	76.8	27
20191-22-08	M22*1.5	12	08	41	5	52.5	27
20191-24-08T	M24*1.5	12	08	41	5	51	30
20191-24-10	M24*1.5	16	10	58	5	58.5	30
20191-27-10T	M27*1.5	16	10	56	5.5	55.5	32
20191-30-12	M30*1.5	20	12	67.5	6	68.5	36
20191-36-12T	M36*2	20	12	65.5	7	68	41
20191-36-14T	M36*2	22	14	71.2	7	69	41
20191-39-16T	M39*2	25	16	76.7	7	73.5	46
20191-45-20T	M45*2	32	20	91.5	8.5	85	55
20191-52-24T	M52*2	40	24	109	9	100	60
20191-64-32T	M64*2	50	32	132	14	122	75

NOTE: 1. The fitting is used with braided hoses. 2. If used with spiral hoses, fitting part NO. is 20192-xx-xx

10711

Metric Male 74° Cone Seat

10711

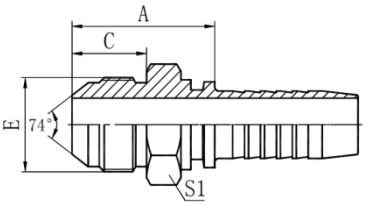

PART NO.	Thread E	Hose Bore		Dimensions		
		DN	DASH	A	C	S1
10711-10-02	M10*1	4	02	23	12.5	14
10711-10-03	M10*1	5	03	23	12.5	14
10711-12-03	M12*1.5	5	03	26.5	15.7	14
10711-12-03C	M12*1.25	5	03	24.5	14	14
10711-14-04	M14*1.5	6	04	30.5	18	17
10711-14-06	M14*1.5	10	06	30.5	18	17
10711-16-05	M16*1.5	8	05	31.5	19	17
10711-16-06	M16*1.5	10	06	31.5	19	17
10711-18-06	M18*1.5	10	06	31.5	19	19
10711-22-08	M22*1.5	12	08	35	19.5	22
10711-24-08	M24*1.5	12	08	37	20	24
10711-27-10	M27*1.5	16	10	38.5	20.5	27
10711-30-12	M30*1.5	20	12	42.5	23	32
10711-33-12	M33*2	20	12	45	26	36
10711-36-14	M36*2	22	14	45	26	38
10711-39-16	M39*2	25	16	48	27.5	41
10711-42-12	M42*2	32	20	52	28.5	46
10711-45-20	M45*2	32	20	52	28.5	46

NOTE: 1. The fitting is used with braided hoses. 2. If used with spiral hoses, fitting part NO. is 10712-xx-xx

ROKE

20711

Metric Female 74° Cone Seat

20711

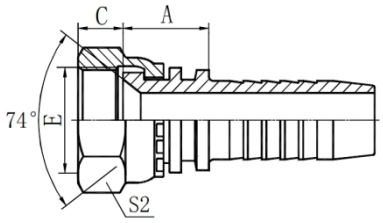

20711-T

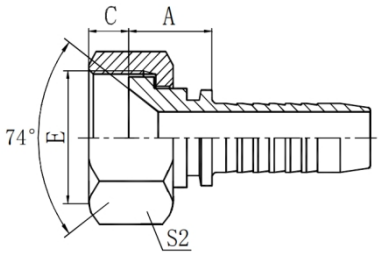

PART NO.	Thread	Hose Bore		Dimensions		
	E	DN	DASH	A	C	S2
20711-10-02	M10*1	4	02	14	7.5	14
20711-12-03C	M12*1.25	5	03	14	10	17
20711-12-03	M12*1.5	5	03	14.5	10	17
20711-14-04	M14*1.5	6	04	15.5	8.5	19
20711-14-05	M14*1.5	6	05	15.5	8.5	19
20711-16-05	M16*1.5	8	05	16.5	8	22
20711-16-06	M16*1.5	10	06	16	8	22
20711-18-05T	M18*1.5	8	05	16	8	22
20711-18-06	M18*1.5	10	06	17.5	10	24
20711-20-06T	M20*1.5	10	06	16	10	24
20711-20-08	M20*1.5	12	08	18.5	10	27
20711-22-08	M22*1.5	12	08	18.5	10	27
20711-22-10	M22*1.5	12	10	19.5	10	27
20711-24-08T	M24*1.5	12	08	16.5	11	30
20711-27-10T	M27*1.5	16	10	19.5	11	32
20711-27-12	M27*1.5	20	12	21.5	11	32
20711-30-10T	M30*1.5	16	10	18.5	11	36
20711-30-12	M30*1.5	20	12	21.5	11	36
20711-33-12T	M33*2	20	12	20	13	41
20711-33-14	M33*2	22	14	21.5	13	41
20711-36-14T	M36*2	22	14	20	14	41
20711-36-16	M36*2	25	16	23	14	41
20711-39-16T	M39*2	25	16	23.5	14	46
20711-42-16T	M42*2	25	16	23.5	15	50
20711-42-20	M42*2	32	20	26	15	450
20711-45-20	M45*2	32	20	25	15	55
20711-52-24T	M52*2	40	24	25	17	60

NOTE: 1. The fitting is used with braided hoses. 2. If used with spiral hoses, fitting part NO. is 20712-xx-xx

20741

45° Metric Female 74° Cone Seat

20741

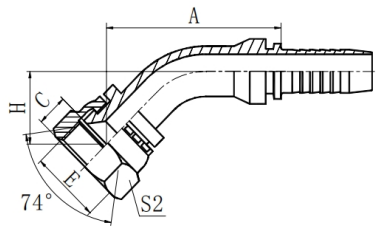

PART NO.	Thread	Hose Bore		Dimensions			
	E	DN	DASH	A	C	H	S2
20741-14-04	M14*1.5	6	04	40.5	8.5	18.5	19
20741-16-05	M16*1.5	8	05	44.4	8	20	22
20741-18-06	M18*1.5	10	06	45.7	10	21.4	24
20741-22-08	M22*1.5	12	08	58.9	10	24	27
20741-27-10	M27*1.5	16	10	71.2	11	26.4	32
20741-30-12	M30*1.5	20	12	78.1	11	30	36
20741-33-12	M33*2	20	12	77.4	13	30	41
20741-33-16	M33*2	22	14	85	13	30.8	41
20741-36-14	M36*2	22	14	79.8	14	29.6	41
20741-36-16	M36*2	25	16	85.7	14	31.5	41
20741-39-16	M39*2	25	16	86.1	14	31.8	46
20741-45-20W	M45*2	32	20	97	15	36.2	55
20741-52-24W	M52*2	40	24	113	17	40.9	60

NOTE: 1. The fitting is used with braided hoses. 2. If used with spiral hoses, fitting part NO. is 20742-xx-xx

20791

90° Metric Female 74° Cone Seat

20791

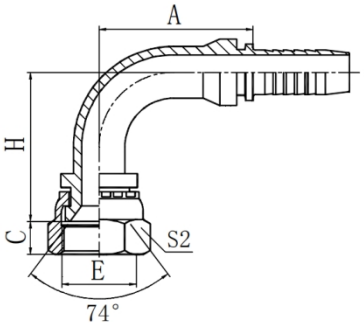

PART NO.	Thread	Hose Bore		Dimensions			
	E	DN	DASH	A	C	H	S2
20791-12-04C	M12*1.25	6	04	30	8.5	33.4	17
20791-12-04	M16*1.5	6	05	30	8	33.5	17
20791-14-04	M14*1.5	6	04	30	8.5	34	19
20791-16-04	M16*1.5	8	04	30	8	35	22
20791-16-05	M16*1.5	8	05	34	8	38	22
20791-18-06	M18*1.5	10	06	35.3	10	41.3	24
20791-22-08	M22*1.5	12	08	41	10	48	27
20791-22-10	M22*1.5	12	10	56.5	10	52.5	27
20791-27-10	M27*1.5	16	10	56.5	11	54	32
20791-30-12	M30*1.5	20	12	66.2	11	63.5	36
20791-33-12	M33*2	20	12	65.5	13	63.5	41
20791-33-16	M33*2	22	14	76.7	13	69	41
20791-36-12	M36*2	20	12	65.5	14	63.5	41
20791-36-14	M36*2	22	14	71.2	14	64.5	41
20791-39-16	M39*2	25	16	76.7	14	70.5	46
20791-45-20W	M45*2	32	20	91.5	15	83	55
20791-52-20	M52*2	32	20	93	17	84.5	60
20791-52-24W	M52*2	40	24	110	17	96.5	60

NOTE: 1. The fitting is used with braided hoses. 2. If used with spiral hoses, fitting part NO. is 10412-xx-xx

10411

Metric Male 24° Cone Seat (DIN3861/ISO8434.1) Light Series

10411

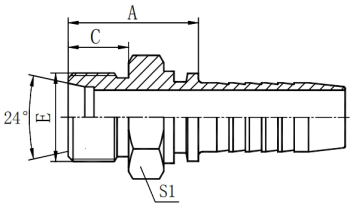

PART NO.	Thread	Hose Bore		Tube	Dimensions		
	E	DN	DASH	O.D.	A	C	S1
10411-12-04	M12*1.5	6	04	6	20.5	10	12
10411-14-04	M14*1.5	6	04	8	20.5	10	14
10411-14-05	M14*1.5	8	05	8	21.5	10	14
10411-16-04	M16*1.5	6	04	10	22.5	11	17
10411-16-05	M16*1.5	8	05	10	22.5	11	17
10411-16-06	M16*1.5	10	06	10	22.5	11	17
10411-18-05	M18*1.5	8	05	12	23.5	11	19
10411-18-06	M18*1.5	10	06	12	21.5	11	19
10411-22-06	M22*1.5	10	06	15	24.5	12	24
10411-22-08	M22*1.5	12	08	15	26	12	24
10411-26-08	M26*1.5	12	08	18	26.5	12	27
10411-26-10	M26*1.5	12	10	18	27	14	27
10411-30-10	M30*2	16	10	22	29	14	32
10411-30-12	M30*2	20	12	22	29	14	32
10411-36-16	M36*2	25	16	28	31.5	14	38
10411-45-20	M45*2	32	20	35	36	16	46
10411-52-24	M52*2	40	24	42	38	16	55

NOTE: 1. The fitting is used with braided hoses. 2. If used with spiral hoses, fitting part NO. is 10442-xx-xx

ROKE

20411

Metric Female 24° Cone O-ring (DIN3865) Light Series

20411W

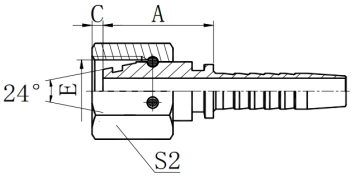

20411-T

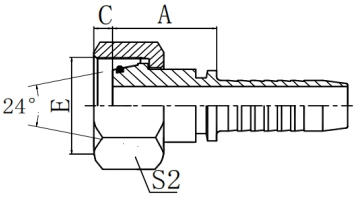

PART NO.	E	Hose Bore		Tube OD	Dimensions			O-ring
		DN	DASH		A	C	S2	
20411-12-04W	M12*1.5	6	04	6	22.5	1.4	17	4.5*1.5
20411-14-04W	M14*1.5	6	04	8	22.5	1.6	17	6.5*1.5
20411-14-06W	M14*1.5	10	06	8	23	1.6	17	6.5*1.5
20411-16-04W	M16*1.5	6	04	10	23	2	19	8.0*1.5
20411-16-05W	M16*1.5	8	05	10	23	2	19	8.0*1.5
20411-16-06W	M16*1.5	10	06	10	23	2	19	8.0*1.5
20411-18-05T	M18*1.5	8	05	12	24.5	1.5	22	10*1.5
20411-18-06T	M18*1.5	10	06	12	27.5	1.5	22	10*1.5
20411-18-08W	M18*1.5	12	08	12	25	1.5	22	10*1.5
20411-22-05T	M22*1.5	8	05	15	26.5	3	27	12*2.0
20411-22-06T	M22*1.5	10	05	15	26.5	3	27	12*2.0
20411-22-08T	M22*1.5	12	08	15	29	3	27	12*2.0
20411-26-10T	M26*1.5	16	10	18	30	2	32	15*2.0
20411-26-12W	M26*1.5	20	12	18	28	2	32	15*2.0
20411-30-10T	M30*2	16	10	22	31	4	36	20*2.0
20411-30-12T	M30*2	20	12	22	34	4	36	20*2.0
20411-36-12T	M36*2	20	12	28	33	4.5	41	26*2.0
20411-36-14T	M36*2	22	14	28	33	4.5	41	26*2.0
20411-45-16T	M45*2	25	16	35	37	4	50	32*2.5
20411-45-20T	M45*2	32	20	35	37.5	4	50	32*2.5
20411-52-20T	M52*2	32	20	42	38.5	4	60	38*2.5
20411-52-24T	M52*2	40	24	42	38.5	4	60	38*2.5

NOTE: 1. The fitting is used with braided hoses. 2. If used with spiral hoses, fitting part NO. is 20412-xx-xx

20441

45° Metric Female 24° Cone O-ring (DIN3865) Light Series

20441W

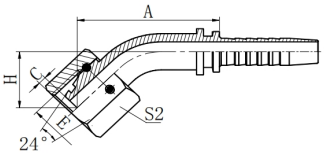

20441-T

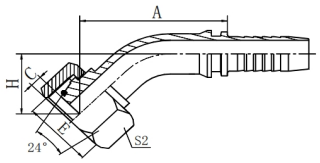

PART NO.	E	Hose Bore		TUBE OD	Dimensions				O-ring
		DN	DASH		A	C	S2	H	
20441-12-04W	M12*1.5	6	04	6	36.5	1.4	17	15	4.5*1.5
20441-14-04W	M14*1.5	6	04	8	38.1	1.6	17	16	6.5*1.5
20441-16-04W	M16*1.5	6	04	10	38.1	2	19	16	8.0*1.5
20441-16-05W	M16*1.5	8	05	10	40.3	2	19	17	8.0*1.5
20441-16-06W	M16*1.5	10	06	10	40.3	2	19	17	8.0*1.5
20441-18-05T	M18*1.5	8	05	12	40.3	1.5	22	17	10*1.5
20441-18-06T	M18*1.5	10	06	12	45	1.5	22	18.5	10*1.5
20441-22-05T	M22*1.5	8	05	15	41	3	27	18	12*2.0
20441-22-06T	M22*1.5	10	05	15	42	3	27	18	12*2.0
20441-22-08T	M22*1.5	12	08	15	48.8	3	27	20	12*2.0
20441-26-08T	M26*1.5	12	08	18	47.3	2	32	21	15*2.0
20441-26-10T	M26*1.5	16	10	18	58	2	32	23.5	15*2.0
20441-26-12W	M26*1.5	20	12	18	61.4	2	32	24.6	15*2.0
20441-30-10T	M30*2	16	10	22	56.4	4	36	24	20*2.0
20441-30-12T	M30*2	20	12	22	63.2	4	36	25.6	20*2.0
20441-36-12T	M36*2	20	12	28	61.5	4.5	41	25.6	26*2.0
20441-36-14T	M36*2	22	14	28	67.9	4.5	41	31.6	26*2.0
20441-45-20T	M45*2	32	20	35	88.7	4	50	38	32*2.5
20441-52-20T	M52*2	32	20	42	90.3	4	60	38	38*2.5
20441-52-24T	M52*2	40	24	42	115	4	60	43.7	38*2.5

NOTE: 1. The fitting is used with braided hoses. 2. If used with spiral hoses, fitting part NO. is 20442-xx-xx

ROKE

20491

90° Metric Female 24° Cone O-ring (DIN3861/ISO8434.1) Light Series

20491W

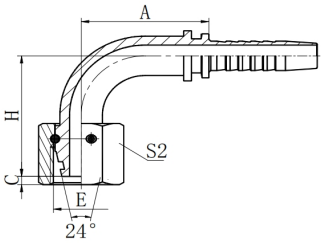

20491-T

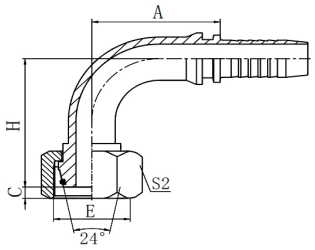

PART NO.	E	Hose Bore		TUBE	Dimensions				O-ring
		DN	DASH	OD	A	C	S2	H	
20491-12-03W	M12*1.5	5	03	6	26.5	1.4	17	30	4.5*1.5
20491-12-04W	M12*1.5	6	04	6	27	1.4	17	30	4.5*1.5
20491-14-04W	M14*1.5	6	04	8	30	1.6	17	30.5	6.5*1.5
20491-16-04W	M16*1.5	6	04	10	30	2	19	30.5	8.0*1.5
20491-16-05W	M16*1.5	8	05	10	33	2	19	33	8.0*1.5
20491-16-06W	M16*1.5	10	06	10	35	2	19	33	8.0*1.5
20491-18-05T	M18*1.5	8	05	12	33	1.5	22	33.5	10*1.5
20491-18-06T	M18*1.5	10	06	12	37	1.5	22	36	10*1.5
20491-22-06T	M22*1.5	10	05	15	34.5	3	27	36	12*2.0
20491-22-08T	M22*1.5	12	08	15	42	3	27	41.5	12*2.0
20491-26-08T	M26*1.5	12	08	18	39.5	2	32	43	15*2.0
20491-26-10T	M26*1.5	16	10	18	51.2	2	32	51.5	15*2.0
20491-26-12W	M26*1.5	20	12	18	55.5	2	32	51.5	15*2.0
20491-30-10T	M30*2	16	10	22	49	4	36	51.5	20*2.0
20491-30-12T	M30*2	20	12	22	57	4	36	56	20*2.0
20491-36-12T	M36*2	20	12	28	55.3	4.5	41	56	26*2.0
20491-36-14T	M36*2	22	14	28	64.2	4.5	41	66.5	26*2.0
20491-45-16T	M45*2	25	16	35	71	4	50	69.5	32*2.5
20491-45-20T	M45*2	32	20	35	81.5	4	50	78.5	32*2.5
20491-52-20T	M52*2	32	20	42	83	4	60	81	38*2.5
20491-52-24T	M52*2	40	24	42	109	4	60	100	38*2.5

NOTE: 1. The fitting is used with braided hoses. 2. If used with spiral hoses, fitting part NO. is 20442-xx-xx

10511

Metric Male 24° Cone Seat (DIN3861/ISO8434.1) Heavy Series

10511

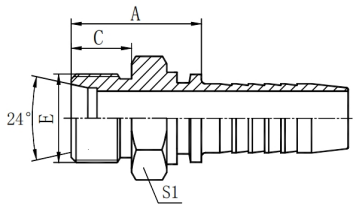

PART NO.	Thread	Hose Bore		Tube	Dimensions		
	E	DN	DASH	O.D.	A	C	S1
10511-14-04	M14*1.5	6	04	6	24.1	12	14
10511-16-04	M16*1.5	6	04	8	26.5	12	17
10511-18-04	M18*1.5	6	04	10	26.5	12	19
10511-20-05	M20*1.5	8	05	12	27	12	22
10511-20-06	M20*1.5	10	06	12	26.5	12	22
10511-22-05	M22*1.5	8	05	14	30.5	14	24
10511-22-06	M22*1.5	10	06	14	30.5	14	24
10511-22-08	M22*1.5	12	08	14	31	14	24
10511-24-08	M24*1.5	12	08	16	31.5	14	27
10511-30-10	M30*2	16	10	20	36	16	32
10511-30-12	M30*2	20	12	20	36	16	32
10511-36-12	M36*2	20	12	25	40.5	18	41
10511-36-16	M36*2	25	16	25	41.5	18	41
10511-42-16	M42*2	25	16	30	44	20	46
10511-42-20	M42*2	32	20	30	45	20	46
10511-52-20	M52*2	32	20	38	50	22	55

NOTE: 1. The fitting is used with braided hoses. 2. If used with spiral hoses, fitting part NO. is 10512-xx-xx

ROKE

20511

Metric Female 24° Cone O-ring (DIN3865) Heavy Series

20511W

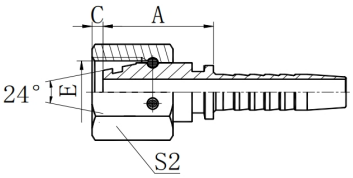

20511-T

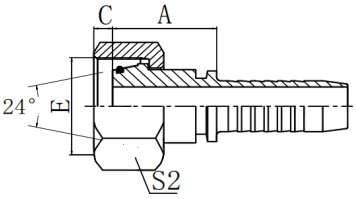

PART NO.	E	Hose Bore		Tub eOD	Dimensions			O-ring
		DN	DASH		A	C	S2	
20511-14-04W	M14*1.5	6	04	6	22.5	1.1	17	4.5*1.5
20511-16-04W	M16*1.5	6	04	8	23	1.5	19	6.5*1.5
20511-16-05W	M16*1.5	8	05	8	23	1.5	19	6.5*1.5
20511-18-04T	M18*1.5	8	04	10	24.5	1.5	22	8.0*1.5
20511-18-06T	M18*1.5	10	06	10	27.5	1.5	22	8.0*1.5
20511-20-08W	M20*1.5	12	08	12	25.5	2.5	24	10*2.0
20511-22-06T	M22*1.5	10	06	14	26.5	2.5	27	11*2.0
20511-22-08T	M22*1.5	12	08	14	29	2.5	27	11*2.0
20511-24-06T	M24*1.5	16	06	16	27	2	30	13*2.0
20511-24-08T	M24*1.5	20	08	16	27.5	2	30	13*2.0
20511-30-10T	M30*2	16	10	20	33	2.5	36	16.3*2.4
20511-30-12T	M30*2	20	12	20	34	2.5	36	16.3*2.4
20511-36-12T	M36*2	20	12	25	35	3	46	20.3*2.4
20511-36-14T	M36*2	22	14	25	34	3	46	20.3*2.4
20511-42-12T	M42*2	25	12	30	37.5	4	50	25.3*2.4
20511-42-16T	M42*2	32	16	30	38.5	4	50	25.3*2.4
20511-52-20T	M52*2	32	20	38	41.5	4.5	60	33.3*2.4
20511-52-24T	M52*2	40	24	38	41.5	4.5	60	33.3*2.4

NOTE: 1. The fitting is used with braided hoses. 2. If used with spiral hoses, fitting part NO. is 20512-xx-xx

20541

45° Metric Female 24° Cone O-ring (DIN3865) Heavy Series

20541W

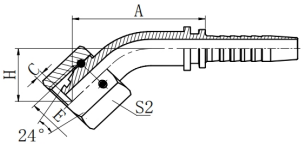

20541-T

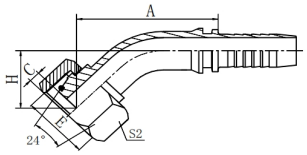

PART NO.	E	Hose Bore		Tube OD	Dimensions				O-ring
		DN	DASH		A	C	S2	H	
20511-14-04W	M14*1.5	6	04	6	38.1	1.1	17	16	4.5*1.5
20511-16-04T	M16*1.5	6	04	8	38.4	1.5	19	16	6.5*1.5
20511-16-05W	M16*1.5	8	05	8	38.4	1.5	19	16	6.5*1.5
20511-18-04T	M18*1.5	8	04	10	39.1	1.5	22	17	8.0*1.5
20511-18-06T	M18*1.5	10	06	10	43.8	1.5	22	17	8.0*1.5
20511-20-08W	M20*1.5	12	08	12	42.5	2.5	24	19	10*2.0
20511-22-06T	M22*1.5	10	06	14	44.8	2.5	27	18	11*2.0
20511-22-08T	M22*1.5	12	08	14	42	2.5	27	21	11*2.0
20511-24-06T	M24*1.5	16	06	16	49.6	2	30	21	13*2.0
20511-24-08T	M24*1.5	20	08	16	47.3	2	30	21	13*2.0
20511-24-10W	M24*1.5	20	10	16	49.7	2	30	23	13*2.0
20511-30-10T	M30*2	16	10	20	57.3	2.5	36	25	16.3*2.4
20511-30-12T	M30*2	20	12	20	65.8	2.5	36	27	16.3*2.4
20511-36-12T	M36*2	20	12	25	67.1	3	46	31	20.3*2.4
20511-36-14T	M36*2	22	14	25	69.6	3	46	31	20.3*2.4
20511-42-16T	M42*2	32	16	30	81	4	50	36	25.3*2.4
20511-52-20T	M52*2	32	20	38	94.2	4.5	60	42	33.3*2.4
20511-52-24T	M52*2	40	24	38	114	4.5	60	43	33.3*2.4

NOTE: 1. The fitting is used with braided hoses. 2. If used with spiral hoses, fitting part NO. is 20542-xx-xx

20591

90° Metric Female 24° Cone O-ring (DIN3865) Heavy Series

20591W

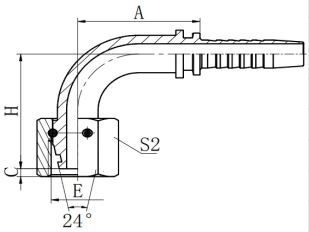

20591-T

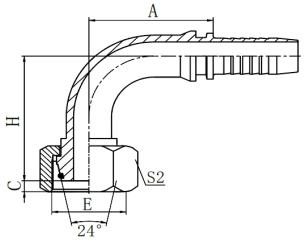

PART NO.	E	Hose Bore		Tube OD	Dimensions				O-ring
		DN	DASH		A	C	S2	H	
20591-14-04W	M14*1.5	6	04	6	30	1.1	17	30.5	4.5*1.5
20591-16-04T	M16*1.5	6	04	8	30	1.5	19	31	6.5*1.5
20591-16-05W	M16*1.5	8	05	8	30	1.5	19	31	6.5*1.5
20591-18-05T	M18*1.5	8	04	10	33	1.5	22	33.5	8.0*1.5
20591-18-06T	M18*1.5	10	06	10	37	1.5	22	35	8.0*1.5
20591-20-06T	M20*1.5	12	06	12	34.5	2.5	24	35.5	10*2.0
20591-20-08W	M20*1.5	12	08	12	37.5	2.5	24	36.5	10*2.0
20591-22-06T	M22*1.5	10	06	14	34.5	2.5	27	36	11*2.0
20591-22-08T	M22*1.5	12	08	14	42	2.5	27	42.5	11*2.0
20591-24-08T	M24*1.5	20	08	16	39.5	2	30	43	13*2.0
20591-24-10W	M24*1.5	20	10	16	45	2	30	45.5	13*2.0
20591-30-10T	M30*2	16	10	20	49	2.5	36	49.5	16.3*2.4
20591-30-12T	M30*2	20	12	20	55.8	2.5	36	54.5	16.3*2.4
20591-36-12T	M36*2	20	12	25	56	3	46	59	20.3*2.4
20591-36-14T	M36*2	22	14	25	58	3	46	59	20.3*2.4
20591-42-16T	M42*2	32	16	30	71	4	50	70	25.3*2.4
20591-52-20T	M52*2	32	20	38	83	4.5	60	87	33.3*2.4
20591-52-24T	M52*2	40	24	38	109	4.5	60	100	33.3*2.4

NOTE: 1. The fitting is used with braided hoses. 2. If used with spiral hoses, fitting part NO. is 20592-xx-xx

50011

Metric Stand Pipe Straight DIN2353

50011

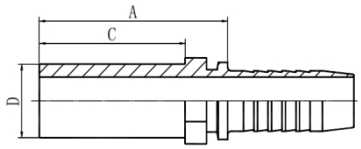

PART NO.	Tube O.D.	Hose Bore		Dimensions		Series
		DN	DASH	A	C	
50011-06-03	6	5	03	28.5	22	Light
50011-06-04	6	6	04	29	22	
50011-10-05	10	8	05	31	23	
50011-10-06	10	10	06	32	23	
50011-12-06	12	8	05	33.5	23	
50011-12-08	12	10	06	33	23	
50011-15-06	15	10	06	35.5	25	
50011-15-08	15	12	08	35.5	25	
50011-18-08	18	12	08	36.5	26	
50011-18-10	18	12	10	41	26	
50011-22-10	22	16	10	44	28	
50011-22-12	22	20	12	44	28	
50011-22-16	22	20	12	46	28	
50011-28-16	28	25	16	47	30	
50011-35-20	35	32	20	56	36	
50011-42-24	42	40	24	62	40	
50011-08-04	8	6	04	31	24	Heavy
50011-08-05	8	8	05	33	24	
50011-08-06	8	10	06	33	24	
50011-10-04	10	6	04	35	26	
50011-12-04	12	6	04	34.5	26	
50011-12-05	12	8	05	35.5	26	
50011-14-06	14	10	06	39.5	29	
50011-14-08	13	12	08	40	29	
50011-14-12	14	20	12	45.5	29	
50011-16-08	16	12	08	41	30	
50011-16-10	16	16	10	45.5	30	
50011-20-10	20	16	10	52.5	36	
50011-20-12	20	20	12	52.5	36	
50011-25-12	25	20	12	56	40	
50011-25-16	25	25	16	57	40	
50011-30-16	30	25	16	63	40	
50011-30-20	30	32	20	64	44	
50011-38-16	38	25	16	69	50	
50011-38-20	38	32	20	70	50	

NOTE: 1. The fitting is used with braided hoses. 2. If used with spiral hoses, fitting part NO. is 50012-xx-xx

ROKE

50041

45° Metric Stand Pipe Straight DIN2353

50041

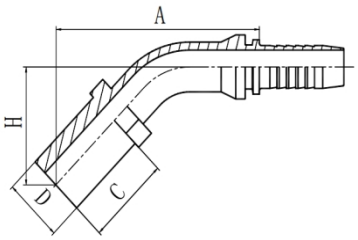

PART NO.	Tube O.D.	Hose Bore		Dimensions			Series
		DN	DASH	A	C	H	
50041-06-03	6	5	03	47.8	22	27.5	Light
50041-06-04	6	6	04	52.2	22	30.1	
50041-08-05	8	8	05	55.7	24	32.4	
50041-08-06	8	10	06	57.9	24	33.1	
50041-10-05	10	8	05	54	23	30.6	
50041-10-06	10	10	06	56.1	23	31.3	
50041-12-06	12	8	05	58.5	23	34.5	
50041-12-08	12	10	06	72.4	23	37.4	
50041-15-06	15	10	06	59.3	25	34.5	
50041-15-08	15	12	08	70.6	25	35.7	
50041-18-08	18	12	08	73.4	26	38.5	
50041-18-10	18	12	10	84.6	26	39.8	
50041-22-10	22	16	10	87.1	28	42.3	
50041-22-12	22	20	12	93.3	28	45.9	
50041-22-16	22	20	12	101	28	46.7	
50041-28-16	28	25	16	104	30	49.5	
50041-35-20	35	32	20	118	36	57.8	
50041-42-24	42	40	24	124	40	62.5	
50041-08-04	8	6	04	53.6	24	31.5	Heavy
50041-08-05	8	8	05	53.6	24	31.5	
50041-08-06	8	10	06	53.6	24	31.5	
50041-10-04	10	6	04	54	26	31.9	
50041-12-04	12	6	04	57.1	26	35.1	
50041-12-05	12	8	05	59.2	26	35.9	
50041-14-06	14	10	06	61.6	29	37.3	
50041-14-08	13	12	08	73.8	29	38.8	
50041-14-12	14	20	12	91.9	29	43.8	
50041-16-08	16	12	08	76.6	30	41.7	
50041-16-10	16	16	10	87.8	30	43	
50041-20-10	20	16	10	92.8	36	48	
50041-20-12	20	20	12	101	36	52.6	
50041-25-12	25	20	12	102	40	54.5	
50041-25-16	25	25	16	109	40	55.2	
50041-30-16	30	25	16	114	40	59.4	
50041-30-20	30	32	20	124	44	63.5	
50041-38-16	38	25	16	118	50	63.6	
50041-38-20	38	32	20	128	50	67.7	

NOTE: 1. The fitting is used with braided hoses. 2. If used with spiral hoses, fitting part NO. is 50012-xx-xx

50091

90° Metric Stand Pipe Straight DIN2353

50091

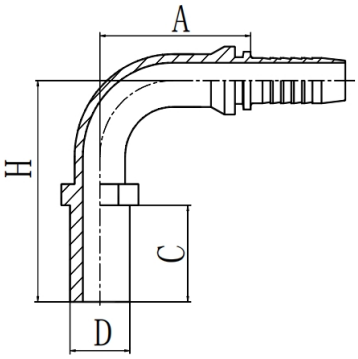

PART NO.	Tube O.D.	Hose Bore		Dimensions			Series
		DN	DASH	A	C	H	
50041-06-03	6	5	03	26.5	22	45	Light
50041-06-04	6	6	04	30	22	48	
50041-08-05	8	8	05	34	24	55.5	
50041-08-06	8	10	06	35.8	24	57.8	
50041-10-05	10	8	05	34	23	53	
50041-10-06	10	10	06	35.3	23	55.3	
50041-12-06	12	8	05	35.3	23	59.8	
50041-12-08	12	10	06	41	23	67	
50041-15-06	15	10	06	35.8	25	59.8	
50041-15-08	15	12	08	41	25	65	
50041-18-08	18	12	08	41	26	68.5	
50041-18-10	18	12	10	56.5	26	73	
50041-22-10	22	16	10	56.5	28	76.5	
50041-22-12	22	20	12	65.5	28	86	
50041-22-16	22	20	12	76.7	28	91.5	
50041-28-16	28	25	16	76.7	30	95.5	
50041-35-20	35	32	20	91.5	36	113	
50041-42-24	42	40	24	97.5	40	117	

NOTE: 1. The fitting is used with braided hoses. 2. If used with spiral hoses, fitting part NO. is 50092-xx-xx

50091

90° Metric Stand Pipe Straight DIN2353

50091

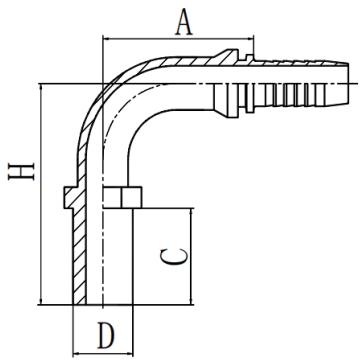

PART NO.	Tube O.D.	Hose Bore		Dimensions			Series
		DN	DASH	A	C	H	
50041-08-04	8	6	04	30	24	52.5	Heavy
50041-10-04	10	6	04	30	26	53	
50041-12-04	12	6	04	30	26	57.5	
50041-12-05	12	8	05	33	26	60.5	
50041-14-06	14	10	06	35.3	29	63.8	
50041-14-08	13	12	08	41	29	69	
50041-14-12	14	20	12	66.2	29	83	
50041-16-08	16	12	08	42	30	73	
50041-16-10	16	16	10	56.5	30	77.5	
50041-20-10	20	16	10	56.5	36	84.5	
50041-20-12	20	20	12	65.5	36	95.5	
50041-25-12	25	20	12	65.5	40	98	
50041-25-16	25	25	16	76.7	40	103	
50041-30-16	30	25	16	78	40	109	
50041-30-20	30	32	20	91.5	44	120	
50041-38-16	38	25	16	76.7	50	115	
50041-38-20	38	32	20	91.5	50	127	

NOTE: 1. The fitting is used with braided hoses. 2. If used with spiral hoses, fitting part NO. is 50092-xx-xx

13011-SP

BSPT Male Thread

13011-SP

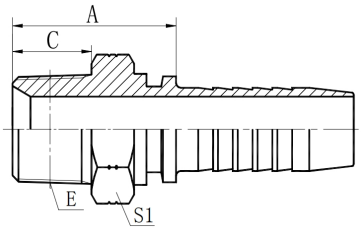

PART NO.	Thread E	Hose Bore		Dimensions		
		DN	DASH	A	C	S1
13011-02-03SP	R1/8"-28	5	03	22	10	12
13011-02-04SP	R1/8"-28	6	04	22.5	10	12
13011-04-04SP	R1/4"-19	6	04	27	14.5	14
13011-04-05SP	R1/4"-19	8	05	25	15.4	14
13011-04-06SP	R1/4"-19	10	06	27	14.5	17
13011-06-04SP	R3/8"-19	6	04	27.5	15	17
13011-06-05SP	R3/8"-19	8	05	26.5	15	17
13011-06-06SP	R3/8"-19	10	06	27.5	15	17
13011-06-08SP	R3/8"-19	12	08	30	15	19
13011-08-06SP	R1/2"-14	10	06	34.5	20	22
13011-08-08SP	R1/2"-14	12	08	35	20	22
13011-08-10SP	R1/2"-14	16	10	38	20	22
13011-08-12SP	R1/2"-14	16	12	38	20	22
13011-12-08SP	R3/4"-14	12	08	37	20	27
13011-12-10SP	R3/4"-14	16	10	38	20	27
13011-12-12SP	R3/4"-14	20	12	38.5	20	27
13011-12-16SP	R3/4"-14	25	16	39.5	20	32
13011-16-12SP	R1"-11	20	12	44	25.5	36
13011-16-16SP	R1"-11	25	16	45	25.2	36
13011-20-20SP	R1.1/4"-11	32	20	49.5	26.5	46
13011-24-24SP	R1.1/2"-11	40	24	51.5	26.5	50
13011-32-24SP	R2"-11	40	24	57	30	65
13011-32-32SP	R2"-11	50	32	57	30	65

NOTE: 1. The fitting is used with braided hoses. 2. If used with spiral hoses, fitting part NO. is 13012-xx-xx

ROKE

22111

BSP Female Multiseal

22111

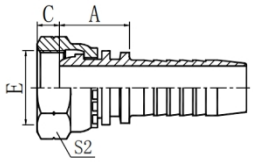

22111W

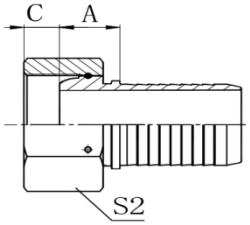

22111-T

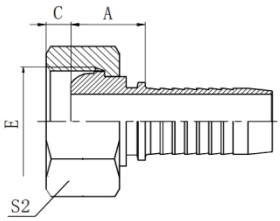

PART NO.	Thread E	Hose Bore		Dimensions		
		DN	DASH	A	C	S2
22111-02-04	G1/8"-28	6	04	19	2	14
22111-04-03	G1/4"-19	5	03	19	4	19
22111-04-04	G1/4"-19	6	04	19.5	4	19
22111-06-05	G3/8"-19	8	05	20	5	22
22111-06-06	G3/8"-19	10	06	20.5	5	22
22111-06-08	G3/8"-19	12	08	21	5	22
22111-08-06T	G1/2"-14	10	06	22.5	6	27
22111-08-08	G1/2"-14	12	08	23	6	27
22111-08-10	G1/2"-14	16	10	24	6	27
22111-10-10	G5/8"-14	16	10	25	8	30
22111-10-12	G5/8"-14	20	12	25	8	30
22111-12-08T	G3/4"-14	12	08	25	9.5	32
22111-12-10	G3/4"-14	16	10	26	9.5	32
22111-12-12	G3/4"-14	20	12	26	9.5	32
22111-16-12T	G1"-11	20	12	26.5	11	41
22111-16-14	G1"-11	25	16	26.5	11	41
22111-16-16	G1"-11	25	16	28	11	41
22111-20-16T	G1.1/4"-11	32	20	27.5	11	50
22111-20-20W	G1.1/4"-11	32	20	31.5	10	50
22111-24-24W	G1.1/2"-11	40	24	37	11.5	55
22111-32-32W	G2"-11	50	32	34	15	70

NOTE: 1. The fitting is used with braided hoses. 2. If used with spiral hoses, fitting part NO. is 22112-xx-xx

22141

45° BSP Female Multiseal

22141

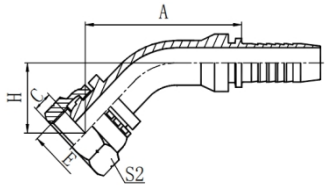

22141W

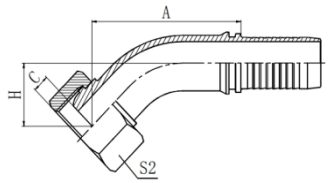

22141-T

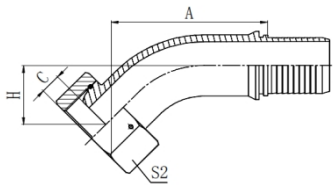

PART NO.	Thread E	Hose Bore		Dimensions			
		DN	DASH	A	C	H	S2
22141-02-04	G1/8"-28	6	04	43.7	2	21.6	14
22141-04-03	G1/4"-19	5	03	41.3	4	20.4	19
22141-04-04	G1/4"-19	6	04	43.7	4	21.6	19
22141-06-05	G3/8"-19	8	05	46.2	5	22.9	22
22141-06-06	G3/8"-19	10	06	48.1	5	23.9	22
22141-06-08	G3/8"-19	12	08	60.4	5	25.4	22
22141-08-04T	G1/2"-14	6	04	43.9	6	23.8	27
22141-08-06T	G1/2"-14	10	06	42.5	6	18.2	27
22141-08-08	G1/2"-14	12	08	61.8	6	26.8	27
22141-08-10	G1/2"-14	16	10	73	6	29	27
22141-10-10	G5/8"-14	16	10	73.7	8	28.9	30
22141-10-12	G5/8"-14	20	12	79.8	8	32.5	30
22141-12-08T	G3/4"-14	12	08	63.2	9.5	28.3	32
22411-12-10	G3/4"-14	16	10	70.4	9.5	29.6	32
22141-12-12	G3/4"-14	20	12	80.6	9.5	33.2	32
22141-16-12T	G1"-11	20	12	81.6	11	33.5	41
22141-16-14	G1"-11	25	16	83.3	11	33	41
22141-16-16	G1"-11	25	16	89.2	11	35	41
22141-20-16T	G1.1/4"-11	32	20	91.4	11	37.1	50
22141-20-20W	G1.1/4"-11	32	20	103	10	41.2	50
22141-24-24W	G1.1/2"-11	40	24	120	11.5	49	55
22141-32-32W	G2"-11	50	32	137	15	53	70

NOTE: 1. The fitting is used with braided hoses. 2. If used with spiral hoses, fitting part NO. is 22142-xx-xx

22191

90° BSP Female Multiseal

22191

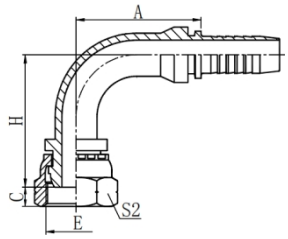

22191W

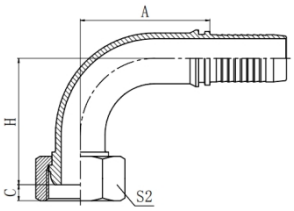

22191-T

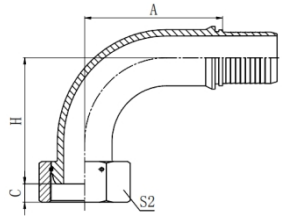

PART NO.	Thread E	Hose Bore		Dimensions			
		DN	DASH	A	C	H	S2
22191-02-04	G1/8"-28	6	04	30	2	38.5	14
22191-04-03	G1/4"-19	5	03	27	4	35	19
22191-04-04	G1/4"-19	6	04	30	4	38.5	19
22191-04-05	G1/4"-19	8	05	33	4	41.5	19
22191-06-05	G3/8"-19	8	05	33	5	42	22
22191-06-06	G3/8"-19	10	06	35.3	5	44.8	22
22191-06-08	G3/8"-19	12	08	41	5	50	22
22191-08-06T	G1/2"-14	10	06	35.3	6	44.8	27
22191-08-08	G1/2"-14	12	08	41	6	52	27
22191-08-10	G1/2"-14	16	10	56.5	6	58	27
22191-10-10	G5/8"-14	16	10	56.5	8	57.5	30
22191-10-12	G5/8"-14	20	12	65.4	8	67	30
22191-12-08T	G3/4"-14	12	08	41	9.5	52	32
22911-12-10	G3/4"-14	16	10	56.5	9.5	58.5	32
22191-12-12	G3/4"-14	20	12	65.5	9.5	68	32
22191-16-12T	G1"-11	20	12	66.2	11	68.5	41
22191-16-14	G1"-11	25	16	71.2	11	69.5	41
22191-16-16	G1"-11	25	16	76.7	11	75	41
22191-20-16T	G1.1/4"-11	32	20	76.7	11	78	50
22191-20-20W	G1.1/4"-11	32	20	92.3	10	85.3	50
22191-24-24W	G1.1/2"-11	40	24	109	11.5	108	55
22191-32-32W	G2"-11	50	32	133	15	123.8	70

NOTE: 1. The fitting is used with braided hoses. 2. If used with spiral hoses, fitting part NO. is 22192-xx-xx

22211

BSP Female Flat Seat

22211

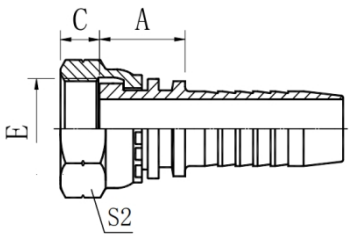

PART NO.	Thread E	Hose Bore		Dimensions		
		DN	DASH	A	C	S2
22211-04-04	G1/4"-19	6	04	15.5	8	19
22211-04-06	G1/4"-19	10	06	15.5	8	19
22211-06-04	G3/8"-19	6	04	17	9	22
22211-06-05	G3/8"-19	8	05	17	9	22
22211-06-06	G3/8"-19	10	06	16.5	9	22
22211-06-08	G3/8"-19	12	08	17.5	9	22
22211-08-06T	G1/2"-14	10	06	18	10.5	27
22211-08-08	G1/2"-14	12	08	18.5	10.5	27
22211-10-08	G5/8"-14	12	08	20	12	30
22211-10-10	G5/8"-14	16	10	21	12	30
22211-12-08T	G3/4"-14	12	08	20.5	13.5	32
22211-12-10	G3/4"-14	16	10	21.5	13.5	32
22211-12-12	G3/4"-14	20	12	21.5	13.5	32
22211-16-12T	G1"-11	20	12	21.5	15.5	41
22211-16-16	G1"-11	25	16	23	15.5	41
22211-20-20W	G1.1/4"-11	32	20	26	15.5	50
22211-24-24W	G1.1/2"-11	40	24	27.5	17.5	55
22211-32-32W	G2"-11	50	32	30.5	23	70

NOTE: 1. The fitting is used with braided hoses. 2. If used with spiral hoses, fitting part NO. is 22212-xx-xx

ROKE

22241

45° BSP Female Flat Seat

22241

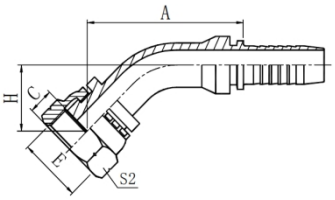

PART NO.	Thread E	Hose Bore		Dimensions			
		DN	DASH	A	C	H	S2
22241-04-04	G1/4"-19	6	04	40.9	8	18.8	19
22241-06-06	G3/8"-19	10	06	45.3	9	21	22
22241-08-08	G1/2"-14	12	08	58.9	10.5	24	27
22241-12-12	G3/4"-14	20	12	77.4	13.5	30	32
22241-16-16	G1"-11	25	16	82.7	15.5	31.5	41
22241-20-20W	G1.1/4"-11	32	20	97.3	15.5	38.6	50

NOTE: 1. The fitting is used with braided hoses. 2. If used with spiral hoses, fitting part NO. is 22242-xx-xx

22291

90° BSP Female Multiseal

22291

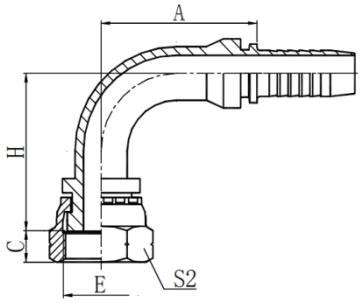

PART NO.	Thread E	Hose Bore		Dimensions			
		DN	DASH	A	C	H	S2
22291-04-04	G1/4"-19	6	04	30	8	34.5	19
22291-06-06	G3/8"-19	10	06	35.3	9	41.3	22
22291-08-08	G1/2"-14	12	08	41	10.5	48	27
22291-12-12	G3/4"-14	20	12	65.5	13.5	63.5	32
22291-16-16	G1"-11	25	16	76.7	15.5	70	41
22291-20-20W	G1.1/4"-11	32	20	91.5	15.5	82.5	50
22291-24-24W	G1.1/2"-11	40	24	109.4	17.5	108	55

NOTE: 1. The fitting is used with braided hoses. 2. If used with spiral hoses, fitting part NO. is 22292-xx-xx

12611

BSP Male 60° Cone Seat

12611

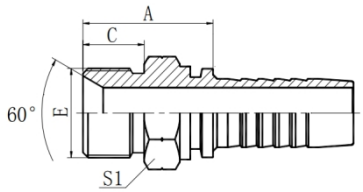

PART NO.	Thread E	Hose Bore		Dimensions		
		DN	DASH	A	C	S1
12611-02-03	G1/8"-28	5	03	22	10	12
12611-04-04	G1/4"-19	6	04	24.5	12	14
12611-06-05	G3/8"-19	8	05	26	13.5	17
12611-06-06	G3/8"-19	10	06	27.5	13.5	17
12611-06-08	G3/8"-19	12	08	26.5	13.5	19
12611-08-06	G1/2"-14	10	06	30.5	16	22
12611-08-08	G1/2"-14	12	08	31	16	22
12611-10-08	G5/8"-14	12	08	32.5	17.5	24
12611-10-10	G5/8"-14	16	10	33.5	17.5	24
12611-12-08	G3/4"-14	12	08	35.5	18.5	27
12611-12-10	G3/4"-14	16	10	37	18.5	27
12611-12-12	G3/4"-14	20	12	36.5	18.5	27
12611-16-12	G1"-11	20	12	40.5	20.5	36
12611-16-16	G1"-11	25	16	41.5	20.5	36
12611-20-16	G1.1/4"-11	32	16	43.5	20.5	46
12611-20-20	G1.1/4"-11	32	20	44.5	20.5	46
12611-24-20	G1.1/2"-11	40	20	49	23	50
12611-24-24	G1.1/2"-11	40	24	46	23	50
12611-32-32	G2"-11	50	32	53.5	25.5	65

NOTE: 1. The fitting is used with braided hoses. 2. If used with spiral hoses, fitting part NO. is 12612-xx-xx

22611

BSP Female 60° Cone Seat

22611

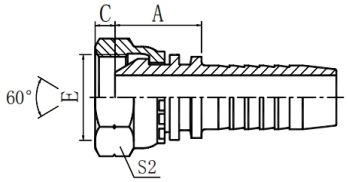

22611W

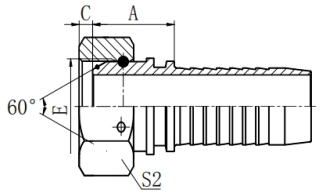

22611-T

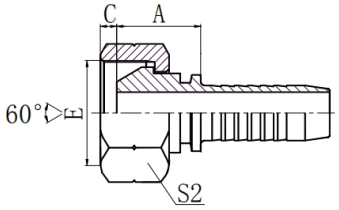

PART NO.	Thread E	Hose Bore DN	Hose Bore DASH	Dimensions A	Dimensions C	Dimensions S2
22611-02-03	G1/8"-28	5	03	15	5.5	14
22611-02-04	G1/8"-28	6	04	15	5.5	14
22611-04-03	G1/4"-19	5	03	17	5.5	19
22611-04-04	G1/4"-19	6	04	18	5.5	19
22611-04-05	G1/4"-19	8	05	18	5.5	19
22611-04-06	G1/4"-19	10	06	19	5.5	19
22611-06-04	G3/8"-19	6	04	19	6.3	22
22611-06-05	G3/8"-19	8	05	19	6.3	22
22611-06-06	G3/8"-19	10	06	19.5	6.3	22
22611-06-08	G3/8"-19	12	08	19.5	6.3	22
22611-08-06T	G1/2"-14	10	06	21	7.5	27
22611-08-08	G1/2"-14	12	08	21.5	7.5	27
22611-10-08	G5/8"-14	12	08	22	9.5	30
22611-10-10	G5/8"-14	16	10	23.5	9.5	30
22611-12-08	G3/4"-14	12	08	22	10.9	32
22611-12-10	G3/4"-14	16	10	24	10.9	32
22611-12-12	G3/4"-14	20	12	24	10.9	32
22611-16-12T	G1"-11	20	12	24	11.7	41
22611-16-14	G1"-11	22	14	26	11.7	41
22611-16-16	G1"-11	25	16	27	11.7	41
22611-20-16T	G1.1/4"-11	32	16	27.5	11	50
22611-20-20W	G1.1/4"-11	32	20	30.5	11	50
22611-24-20T	G1.1/2"-11	40	20	32	13	55
22611-24-24W	G1.1/2"-11	40	24	32	13	55
22611-32-24T	G2"-11	40	24	30	16	70
22611-32-32W	G2"-11	50	32	32	16	70

NOTE: 1. The fitting is used with braided hoses. 2. If used with spiral hoses, fitting part NO. is 22612-xx-xx

22641

45° BSP Female 60° Cone Seat

22641

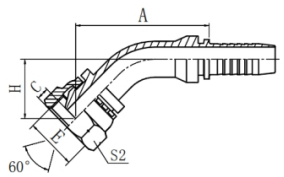

22641W

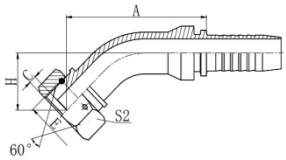

22641-T

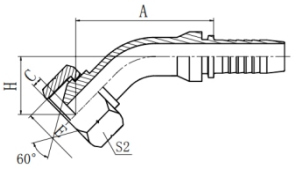

PART NO.	Thread E	Hose Bore DN	Hose Bore DASH	Dimensions A	Dimensions C	Dimensions H	Dimensions S2
22641-04-04	G1/4"-19	6	04	42.3	5.5	20.2	19
22641-06-04	G3/8"-19	6	04	43.2	6.3	21	22
22641-06-05	G3/8"-19	8	05	45.3	6.3	22	22
22641-06-06	G3/8"-19	10	06	46.9	6.3	22.6	22
22641-08-06T	G1/2"-14	10	06	48.1	7.5	23.9	27
22641-08-08	G1/2"-14	12	08	61.1	7.5	26.1	27
22641-10-08	G5/8"-14	12	08	61.4	9.5	26.5	30
22641-10-10	G5/8"-14	16	10	72.6	9.5	27.8	30
22641-12-08	G3/4"-14	12	08	61.8	10.9	26.9	32
22641-12-10	G3/4"-14	16	10	73	10.9	28.2	32
22641-12-12	G3/4"-14	20	12	79.2	10.9	31.8	32
22641-16-12T	G1"-11	20	12	80.8	11.7	33.4	41
22641-16-16	G1"-11	25	16	88.4	11.7	34.2	41
22641-20-16T	G1.1/4"-11	32	16	85.3	11	31.1	50
22641-20-20W	G1.1/4"-11	32	20	98.8	11	38	50
22641-24-24W	G1.1/2"-11	40	24	117	13	45.5	55
22641-32-32W	G2"-11	50	32	136	16	52.7	70

NOTE: 1. The fitting is used with braided hoses. 2. If used with spiral hoses, fitting part NO. is 22642-xx-xx

ROKE

22691

90° BSP Female 60° Cone Seat

22691

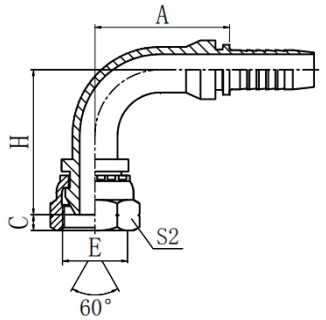

22691W

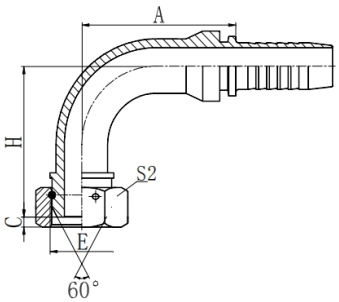

22691-T

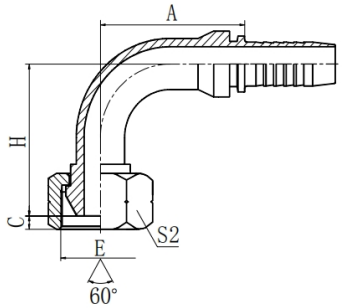

PART NO.	Thread	Hose Bore		Dimensions			
	E	DN	DASH	A	C	H	S2
22691-02-03	G1/8"-28	5	03	26.5	5.5	31.5	14
22691-02-04	G1/8"-28	6	04	30	5.5	34.5	14
22691-04-03	G1/4"-19	5	03	26.5	5.5	33.5	19
22691-04-04	G1/4"-19	6	04	30	5.5	36.5	19
22691-04-05	G1/4"-19	8	05	33	5.5	39.5	19
22691-04-06	G1/4"-19	10	064	30	5.5	36.5	19
22691-06-04	G3/8"-19	6	04	30	6.3	37.7	22
22691-06-05	G3/8"-19	8	05	33	6.3	40.7	22
22691-06-06	G3/8"-19	10	06	35.3	6.3	43	22
22691-08-06T	G1/2"-14	10	06	35.3	7.5	43.3	27
22691-08-08	G1/2"-14	12	08	41	7.5	51	27
22691-08-10	G1/2"-14	16	10	56.5	7.5	55.5	27
22691-10-08	G5/8"-14	12	08	41	9.5	51.5	30
22691-10-10	G5/8"-14	16	10	56.5	9.5	56	30
22691-12-08T	G3/4"-14	12	08	41	10.9	52.1	32
22691-12-10	G3/4"-14	16	10	56.5	10.9	56.6	32
22691-12-12	G3/4"-14	20	12	65.5	10.9	66	32
22691-16-12T	G1"-11	20	12	65.5	11.7	68.3	41
22691-16-14	G1"-11	22	14	71.2	11.7	69.3	41
22691-16-16	G1"-11	25	16	76.7	11.7	73.8	41
22691-20-16T	G1.1/4"-11	32	16	78	11	69.5	50
22691-20-20W	G1.1/4"-11	32	20	91.5	11	84.3	50
22691-24-24W	G1.1/2"-11	40	24	109	13	103	55
22691-32-32W	G2"-11	50	32	132	16	123	70

NOTE: 1. The fitting is used with braided hoses. 2. If used with spiral hoses, fitting part NO. is 22692-xx-xx

22611-D

BSP Male 60° Cone Seat Double Hexagon

22611-D

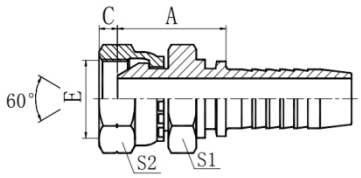

PART NO.	Thread	Hose Bore		Dimensions			
	E	DN	DASH	A	C	S1	S2
22611D-04-04	G1/4"-19	6	04	23.5	5.5	19	19
22611D-06-06	G3/8"-19	10	06	26.5	6.3	22	22
22611D-08-08	G1/2"-14	12	08	31	7.5	27	27
22611D-10-08	G5/8"-14	12	08	32	9.5	30	30
22611D-12-08	G3/4"-14	12	08	33	10.9	32	32
22611D-12-12	G3/4"-14	20	12	34	10.9	32	32
22611D-16-16	G1"-11	25	16	35.5	11.7	41	41
22611D-20-20	G1.1/4"-11	32	20	43.5	11	50	50
22611D-24-24	G1.1/2"-11	40	24	51.5	13	55	55

NOTE: 1. The fitting is used with braided hoses. 2. If used with spiral hoses, fitting part NO. is 22612D-xx-xx

15611

NPT Male Thread

15611

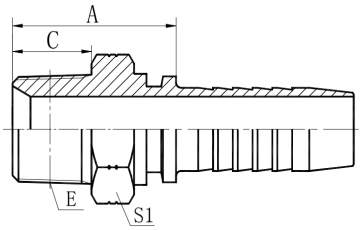

PART NO.	Thread E	Hose Bore DN	Hose Bore DASH	Dimensions A	Dimensions C	Dimensions S1
15611-02-03	Z1/8"-27	5	03	22.5	10.5	12
15611-02-04	Z1/8"-27	6	04	22.5	10.5	12
15611-04-03	Z1/4"-18	6	03	27.5	15	17
15611-04-04	Z1/4"-18	6	04	28	15	17
15611-04-05	Z1/4"-18	8	05	28	15	17
15611-04-06	Z1/4"-18	10	06	27	15	17
15611-06-04	Z3/8"-18	6	04	28	16	19
15611-06-05	Z3/8"-18	8	05	28	16	19
15611-06-06	Z3/8"-18	10	06	30	16	19
15611-06-08	Z3/8"-18	12	08	30.5	16	19
15611-08-06	Z1/2"-14	10	06	34.5	19.5	22
15611-08-08	Z1/2"-14	12	08	34.5	19.5	22
15611-08-10	Z1/2"-14	16	10	36	19.5	22
15611-12-08	Z3/4"-14	12	08	37.5	19.5	27
15611-12-10	Z3/4"-14	16	10	38	19.5	27
15611-12-12	Z3/4"-14	20	12	38.5	19.5	27
15611-12-16	Z3/4"-14	25	16	39.5	19.5	32
15611-16-10	Z1"-11.5	20	10	45	25.5	36
15611-16-12	Z1"-11.5	20	12	45	25.5	36
15611-16-16	Z1"-11.5	25	16	44.5	25.5	36
15611-20-16	Z1.1/4"-11.5	32	16	49.5	26.5	46
15611-20-20	Z1.1/4"-11.5	32	20	49	26.5	46
15611-24-24	Z1.1/2"-11.5	40	24	51	27.5	50
15611-32-32	Z2"-11.5	50	32	55	27.5	65

NOTE: 1. The fitting is used with braided hoses. 2. If used with spiral hoses, fitting part NO. is 15612-xx-xx

16711

JIC Male 74° Cone

16711

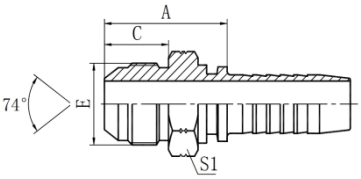

PART NO.	Thread E	Hose Bore DN	Hose Bore DASH	Dimensions A	Dimensions C	Dimensions S1
16711-04-03	7/16*20	5	03	26	14	12
16711-04-04	7/16*20	6	04	26.5	14	12
16711-05-04	1/2*20	6	04	26.5	14	14
16711-05-05	1/2*20	8	05	26.5	14	14
16711-05-06	1/2*20	10	06	26.5	14	17
16711-06-04	9/16*18	6	04	26.5	14.1	17
16711-06-05	9/16*18	8	05	26.5	14.1	17
16711-06-06	9/16*18	10	06	26.5	14.1	17
16711-08-06	3/4*16	10	06	31.5	16.7	22
16711-08-08	3/4*16	12	08	32	16.7	22
16711-10-06	7/8*14	10	06	32	16.7	24
16711-10-08	7/8*14	12	08	34.3	19.3	24
16711-10-10	7/8*14	16	10	35.5	19.3	24
16711-12-08	1.1/16*12	12	08	39	21.9	30
16711-12-10	1.1/16*12	16	10	40	21.9	30
16711-12-12	1.1/16*12	20	12	40	21.9	30
16711-12-16	1.1/16*12	25	16	41	21.9	30
16711-14-10	1.3/16*12	20	10	41.5	22.6	32
16711-14-12	1.3/16*12	20	12	40.6	22.6	32
16711-16-12	1.5/16*12	20	12	42.5	23.1	36
16711-16-16	1.5/16*12	25	16	43.5	23.1	36
16711-20-16	1.5/8*12	32	16	46.5	24.3	46
16711-20-20	1.5/8*12	32	20	47.5	24.3	46
16711-24-20	1.7/8*12	32	20	53	27.5	50
16711-24-24	1.7/8*12	40	24	53	27.5	50
16711-32-32	2.1/2*12	50	32	62	33.9	65

NOTE: 1. The fitting is used with braided hoses. 2. If used with spiral hoses, fitting part NO. is 16712-xx-xx

26711

JIC Female 74° Cone Seat

26711

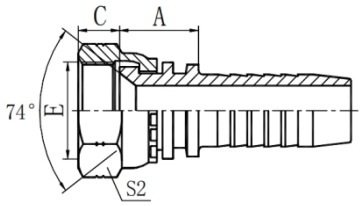

26711-T

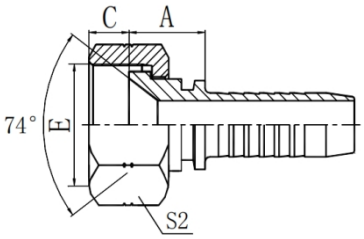

PART NO.	Thread E	Hose Bore DN	Hose Bore DASH	Dimensions A	Dimensions C	Dimensions S2
26711-04-03	7/16*20	5	03	14.5	9	15
26711-04-04	7/16*20	6	04	15	9	15
26711-05-04	1/2*20	6	04	15.5	9.5	17
26711-05-05	1/2*20	8	05	15.5	9.5	17
26711-05-06	1/2*20	10	06	15.5	9.5	17
26711-06-04	9/16*18	6	04	15.5	10.5	19
26711-06-05	9/16*18	8	05	15.5	10.5	19
26711-06-06	9/16*18	10	06	15.5	10.5	19
26711-06-08	9/16*18	10	08	16	10.5	19
26711-08-06	3/4*16	10	06	17.5	11	24
26711-08-08	3/4*16	12	08	18	11	24
26711-08-10	3/4*16	12	10	19.5	11	24
26711-10-08	7/8*14	12	08	18.5	13	27
26711-10-10	7/8*14	16	10	20	13	27
26711-10-12	7/8*14	16	12	20	13	27
26711-12-08T	1.1/16*12	12	08	19	15	32
26711-12-10	1.1/16*12	16	10	21.5	15	32
26711-12-12	1.1/16*12	20	12	21.5	15	32
26711-12-16	1.1/16*12	25	16	23	15	32
26711-14-12	1.3/16*12	20	12	21.5	15	36
26711-16-12T	1.5/16*12	20	12	18.5	16	41
26711-16-16	1.5/16*12	25	16	23	16	41
26711-16-20	1.5/16*12	25	16	24	16	41
26711-20-16T	1.5/8*12	32	16	23	17	50
26711-20-20W	1.5/8*12	32	20	26	17	50
26711-24-20W	1.7/8*12	32	20	26.5	20	55
26711-24-24W	1.7/8*12	40	24	26.5	20	55
26711-32-24T	2.1/2*12	50	24	27	23.5	75
26711-32-32T	2.1/2*12	50	32	27	23.5	75

NOTE: 1. The fitting is used with braided hoses. 2. If used with spiral hoses, fitting part NO. is 26712-xx-xx

26741

45° JIC Female 74° Cone Seat

26741

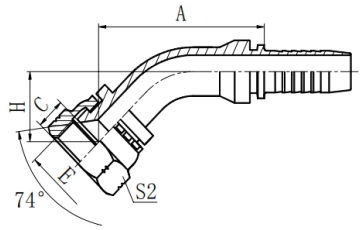

26741W

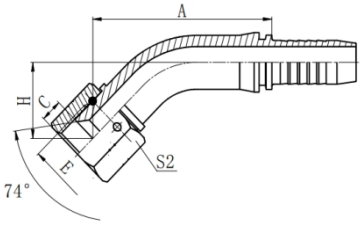

PART NO.	Thread E	Hose Bore DN	Hose Bore DASH	Dimensions A	Dimensions C	Dimensions H	Dimensions S2
26741-04-03	7/16*20	5	03	37.6	9	17.2	15
26741-04-04	7/16*20	6	04	40.2	9	18.1	15
26741-05-04	1/2*20	6	04	40.5	9.5	18.5	17
26741-05-05	1/2*20	8	05	42.7	9.5	19.3	17
26741-05-06	1/2*20	10	06	44.6	9.5	20.3	17
26741-06-04	9/16*18	6	04	40.5	10.5	18.5	19
26741-06-05	9/16*18	8	05	42.7	10.5	19.3	19
26741-06-06	9/16*18	10	06	44.3	10.5	20	19
26741-06-08	9/16*18	10	08	56.8	10.5	21.9	19
26741-08-06	3/4*16	10	06	45.7	11	21.4	24
26741-08-08	3/4*16	12	08	58.6	11	23.5	24
26741-10-08	7/8*14	12	08	58.9	13	24	27
26741-10-10	7/8*14	16	10	70.1	13	25.3	27
26741-10-12	7/8*14	16	12	77	13	28.9	27
26741-12-08	1.1/16*12	12	08	60	15	25	32
26741-12-10	1.1/16*12	16	10	71.2	15	26.4	32
26741-12-12	1.1/16*12	20	12	77.4	15	30	32
26741-12-16	1.1/16*12	25	16	85.3	15	31	32
26741-14-12	1.3/16*12	20	12	77.4	15	30	36
26741-16-12	1.5/16*12	20	12	77.4	16	30	41
26741-16-16	1.5/16*12	25	16	85.7	16	31.5	41
26741-16-20	1.5/16*12	25	16	96.3	16	35.5	41
26741-20-20W	1.5/8*12	32	20	96.6	17	35.9	50
26741-24-20W	1.7/8*12	32	20	101	20	40.1	55
26741-24-24W	1.7/8*12	40	24	115	20	44.1	55
26741-32-32T	2.1/2*12	50	32	136	23.5	51.6	75

NOTE: 1. The fitting is used with braided hoses. 2. If used with spiral hoses, fitting part NO. is 26742-xx-xx

ROKE

26791

90° JIC Female 74° Cone Seat

26791

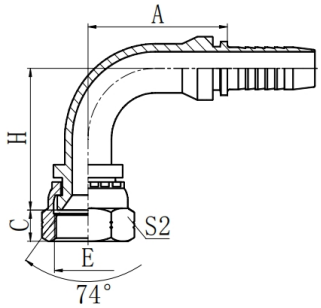

26791W

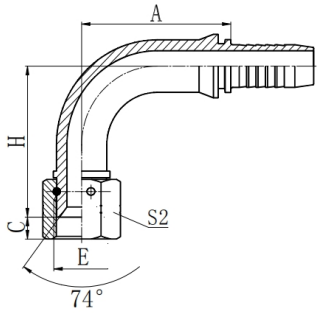

PART NO.	Thread E	Hose Bore DN	Hose Bore DASH	Dimensions A	Dimensions C	Dimensions H	Dimensions S2
26791-04-03	7/16*20	5	03	26.5	9	30.5	15
26791-04-04	7/16*20	6	04	30	9	33.5	15
26791-05-04	1/2*20	6	04	30	9.5	34	17
26791-05-05	1/2*20	8	05	33	9.5	37	17
26791-05-06	1/2*20	10	06	35.3	9.5	39.3	17
26791-06-04	9/16*18	6	04	30	10.5	34	19
26791-06-05	9/16*18	8	05	33	10.5	37	19
26791-06-06	9/16*18	10	06	35.3	10.5	39.3	19
26791-06-08	9/16*18	10	08	41	10.5	45.5	19
26791-08-06	3/4*16	10	06	35.3	11	41.3	24
26791-08-08	3/4*16	12	08	41	11	47	24
26791-08-10	3/4*16	12	10	56.5	11	51.5	24
26791-10-08	7/8*14	12	08	41	13	48	27
26791-10-10	7/8*14	16	10	56.5	13	52.5	27
26791-10-12	7/8*14	16	12	67	13	64	27
26791-12-08	1.1/16*12	12	08	41	15	49.5	32
26791-12-10	1.1/16*12	16	10	56.5	15	54	32
26791-12-12	1.1/16*12	20	12	65.5	15	63.5	32
26791-12-16	1.1/16*12	25	16	76.7	15	70	32
26791-14-12	1.3/16*12	20	12	65.5	15	63.5	36
26791-16-12	1.5/16*12	20	12	65.5	16	63.5	41
26791-16-16	1.5/16*12	25	16	76.7	16	70	41
26791-16-20	1.5/16*12	25	16	91.5	16	81	41
26791-20-20W	1.5/8*12	32	20	91.5	17	80.5	50
26791-24-20W	1.7/8*12	32	20	91.5	20	79.5	55
26791-24-24W	1.7/8*12	40	24	109	20	94	55
26791-32-32T	2.1/2*12	50	32	133	23.5	122	75

NOTE: 1. The fitting is used with braided hoses. 2. If used with spiral hoses, fitting part NO. is 26792-xx-xx

26711D

JIC Female 74° Cone Seat Double Hexagon

26711D

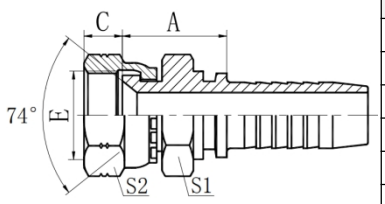

PART NO.	Thread E	Hose Bore DN	Hose Bore DASH	Dimensions A	Dimensions C	Dimensions S1	Dimensions S2
26711D-04-04	7/16*20	6	04	20	9	15	15
26711D-05-04	1/2*20	6	04	20.5	9.5	17	17
26711D-06-04	9/16*18	6	04	21	10.5	19	19
26711D-06-06	9/16*18	10	06	21	10.5	19	19
26711D-08-06	3/4*16	10	06	25	11	24	24
26711D-08-08	3/4*16	12	08	24.5	11	24	24
26711D-10-08	7/8*14	12	08	25.5	13	27	27
26711D-10-10	7/8*14	16	10	28	13	27	27
26711D-12-12	1.1/16*12	20	12	29	15	32	32
26711D-12-16	1.1/16*12	25	16	31.5	15	32	32
26711D-16-12	1.5/16*12	20	12	33.5	16	41	41
26711D-16-16	1.5/16*12	25	16	34.5	16	41	41
26711D-16-20	1.5/16*12	25	16	36.5	16	41	41
26711D-20-20	1.5/8*12	32	20	39	17	50	50

NOTE: 1. The fitting is used with braided hoses. 2. If used with spiral hoses, fitting part NO. is 26712D-xx-xx

27811

SAE Female 90° Cone Seat (SAE J513)

27811

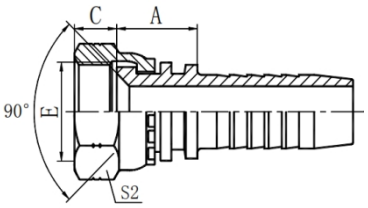

PART NO.	Thread E	Hose Bore		Dimensions		
		DN	DASH	A	C	S2
26711-04-03	7/16*20	5	03	14	9	15
26711-04-04	7/16*20	6	04	15	9	15
26711-05-05	1/2*20	8	05	15.5	9.5	17
26711-06-04	5/8*18	6	04	17	11.3	22
26711-06-05	5/8*18	8	05	17	11.3	22
26711-06-06	5/18*18	10	06	17	11.3	22
26711-08-08	3/4*16	12	08	18	11	24
26711-10-08	7/8*14	12	08	18.5	13	27
26711-10-10	7/8*14	16	10	20	13	27
26711-12-12	1.1/16*12	20	12	21.5	15	32

NOTE: 1. The fitting is used with braided hoses. 2. If used with spiral hoses, fitting part NO. is 27812-xx-xx

27891

90° SAE Female 90° Cone Seat (SAE J513)

27891

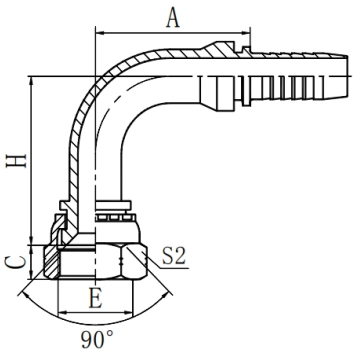

PART NO.	Thread E	Hose Bore		Dimensions			
		DN	DASH	A	C	H	S2
26791-04-03	7/16*20	5	03	26.5	9	30.5	15
26791-04-04	7/16*20	6	04	30	9	33.5	15
26791-06-04	5/8*18	6	04	30	10.5	36	19
26791-06-05	5/8*18	8	05	33	10.5	39	19
26791-06-06	5/8*18	10	06	35.3	10.5	41.3	19
26791-08-08	3/4*16	12	08	41	11	46	24
26791-10-08	7/8*14	12	08	41	13	47	27
26791-10-10	7/8*14	16	10	56.5	13	51.5	27
26791-12-12	1.1/16*12	20	12	65.5	15	63.5	32

NOTE: 1. The fitting is used with braided hoses. 2. If used with spiral hoses, fitting part NO. is 27892-xx-xx

14211

ORFS Male O-ring Seat (ISO8434.3/SAE J1453)

14211

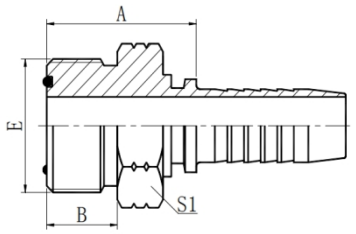

PART NO.	Thread E	Hose Bore		O-ring	Dimensions		
		DN	DASH		A	C	S1
14211-04-04	9/16*18	6	04	011	22.3	9.8	17
14211-06-04	11/16*16	6	04	012	24	11.2	19
14211-06-06	11/16*16	10	06	012	24	11.2	19
14211-08-06	13/16*16	10	06	014	27.5	12.8	22
14211-08-08	13/16*16	12	08	014	28.5	12.8	22
14211-08-10	13/16*16	10	06	014	28.5	12.8	22
14211-10-08	1"*14	12	08	016	32.5	15.5	27
14211-10-10	1"*14	16	10	016	34	15.5	27
14211-12-08	1.3/16*12	12	08	018	35.5	17	32
14211-12-10	1.3/16*12	16	10	018	36.5	17	32
14211-12-12	1.3/16*12	20	12	018	36.5	17	32
14211-16-12	1.7/16*12	20	12	021	37	17.5	38
14211-16-16	1.7/16*12	25	16	021	38.5	17.5	38
14211-20-20	1.11/16*12	32	20	025	41.5	17.5	46
14211-24-24	1.7/8*12	40	24	029	43.5	17.5	55

NOTE: 1. The fitting is used with braided hoses. 2. If used with spiral hoses, fitting part NO. is 14212-xx-xx

24241

45° ORFS Female Flat Seat (ISO12151.1/SAE J516)

24241

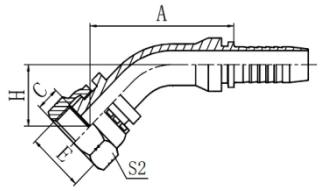

24241-T

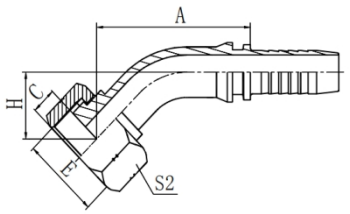

24241W

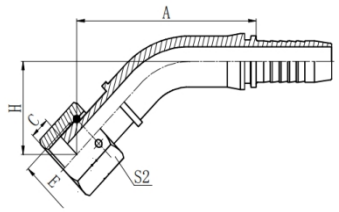

PART NO.	Thread E	Hose Bore DN	Hose Bore DASH	Dimensions A	Dimensions H	Dimensions C	Dimensions S2
24241-04-04	91/6*18	6	04	45.5	23.4	8.5	19
24241-04-05	91/6*18	8	05	47.6	24.3	8.5	19
24241-04-06	91/6*18	10	06	49.2	24.9	8.5	19
24241-06-04T	11/16*16	6	04	39.5	17.4	10	22
24241-06-05T	11/16*16	8	05	42.3	19	10	22
24241-06-06	11/16*16	10	06	51.7	27.4	10	22
24241-06-08	11/16*16	12	08	63.9	29	10	22
24241-08-06T	13/16*16	10	06	44.6	30.4	11	27
24241-08-08	13/16*16	12	08	65.3	30.4	11	27
24241-08-10	13/16*16	16	10	76.5	31.7	11	27
24241-10-08T	1"*14	12	08	58.2	23.3	13.5	30
24241-10-10	1"*14	16	06	79.7	34.9	13.5	30
24241-10-12	1"*14	20	08	86.5	38.4	13.5	30
24241-12-08T	1.3/16*12	12	08	58.2	23.3	15	36
24241-12-10T	1.3/16*12	16	10	69.4	24.6	15	36
24241-12-12	1.3/16*12	20	12	87.6	39.5	15	36
24241-12-16	1.3/16*12	25	08	95.3	41	15	36
24241-16-12T	1.7/16*12	20	12	74	29.6	14.8	41
24241-16-14T	1.7/16*12	22	14	78.7	28.5	14.8	41
24241-16-16T	1.7/16*12	15	16	84.1	29.7	14.8	41
24241-16-20	1.7/16*12	32	20	104	46.1	14.8	41
24241-20-16T	1.11/16*12	25	16	80.9	32.7	15	50
24241-20-20W	1.11/16*12	32	20	111	49	15	50
24241-20-24W	1.11/16*12	40	24	124	52.9	15	50
24241-24-20T	2"*12	32	20	94.5	33.8	14.8	60
24241-24-24T	2"*12	40	24	108	37.7	14.8	60

NOTE: 1. The fitting is used with braided hoses. 2. If used with spiral hoses, fitting part NO. is 24242-xx-xx

24291

90° ORFS Female Flat Seat (ISO12151.1/SAE J516)

24291

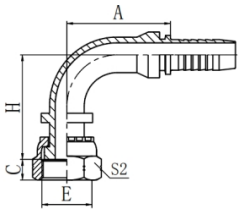

24291-T

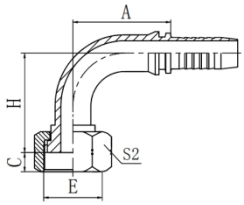

24291W

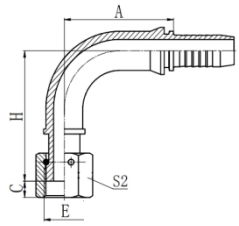

PART NO.	Thread E	Hose Bore DN	Hose Bore DASH	Dimensions A	Dimensions H	Dimensions C	Dimensions S2
24291-04-04	91/6*18	6	04	30	41	8.5	19
24291-04-05	91/6*18	8	05	33	44	8.5	19
24291-04-06	91/6*18	10	06	35.3	46.3	8.5	19
24291-06-05T	11/16*16	8	05	33	37.5	10	22
24291-06-06	11/16*16	10	06	35.3	49.8	10	22
24291-06-08	11/16*16	12	08	41	55	10	22
24291-08-06T	13/16*16	10	06	35.3	39.8	11	27
24291-08-08	13/16*16	12	08	41	57	11	27
24291-08-10	13/16*16	16	10	56.5	61.5	11	27
24291-10-08T	1"*14	12	08	41	46	13.5	30
24291-10-10	1"*14	16	06	56.5	66	13.5	30
24291-10-12	1"*14	20	08	65.5	75.5	13.5	30
24291-12-10T	1.3/16*12	16	10	56.5	51.5	15	36
24291-12-12	1.3/16*12	20	12	65.5	77	15	36
24291-12-16	1.3/16*12	25	08	76.7	83.5	15	36
24291-16-12T	1.7/16*12	20	12	65.5	63	14.8	41
24291-16-14T	1.7/16*12	22	14	71.2	63	14.8	41
24291-16-16T	1.7/16*12	15	16	76.9	67.5	14.8	41
24291-16-20	1.7/16*12	32	20	91.5	96	14.8	41
24291-20-16T	1.11/16*12	25	16	76.7	67.5	15	50
24291-20-20W	1.11/16*12	32	20	93	100	15	50
24291-20-24W	1.11/16*12	40	24	109	113	15	50
24291-24-20T	2"*12	32	20	91.5	78.5	14.8	60
24291-24-24T	2"*12	40	24	109	92	14.8	60

NOTE: 1. The fitting is used with braided hoses. 2. If used with spiral hoses, fitting part NO. is 24292-xx-xx

87311

SAE Flange 3000 psi

87311

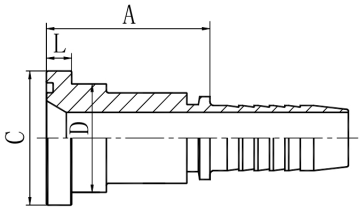

PART NO.	Flange Size	Hose Bore		Dimensions			
		DN	DASH	A	C	D	L
87311-08-08	1/2	12	08	46	30.2	24	6.73
87311-12-08	3/4	12	08	47	38.1	31.7	6.73
87311-12-10	3/4	16	10	48	38.1	31.7	6.73
87311-12-12	3/4	20	12	48	38.1	31.7	6.73
87311-12-16	3/4	25	16	49	38.1	31.7	6.73
87311-16-12	1	20	12	51	44.4	38	8
87311-16-16	1	25	16	52	44.4	38	8
87311-16-20	1	32	20	53	44.4	38	8
87311-20-16	1.1/4	25	16	57	50.8	43	8
87311-20-20	1.1/4	32	20	58	50.8	43	8
87311-24-20	1.1/2	32	20	68	60.3	50	8
87311-24-24	1.1/2	40	24	68	60.3	50	8
87311-32-24	2	40	24	70	71.4	62	9.53
87311-32-32	2	50	32	70	71.4	62	9.53
87311-40-40	2.1/2	64	240	76	84.1	74	9.53

NOTE: 1. The fitting is used with braided hoses. 2. If used with spiral hoses, fitting part NO. is 87312-xx-xx

87341

45° SAE Flange 3000 psi

87341

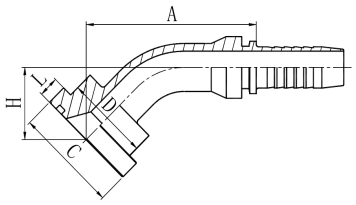

PART NO.	Flange Size	Hose Bore		Dimensions				
		DN	DASH	A	C	D	H	L
87341-08-08	1/2	12	08	59.2	30.2	24	23.3	6.73
87341-12-08	3/4	12	08	58.9	38.1	31.7	24	6.73
87341-12-10	3/4	16	10	70.1	38.1	31.7	25.3	6.73
87341-12-12	3/4	20	12	77	38.1	31.7	28.9	6.73
87341-16-12	1	20	12	77	44.4	38	28.9	8
87341-16-16	1	25	16	85.2	44.4	38	29.7	8
87341-16-20	1	32	20	94.5	44.4	38	33.8	8
87341-20-16	1.1/4	25	16	85.2	50.8	43	29.7	8
87341-20-20	1.1/4	32	20	94.5	50.8	43	33.8	8
87341-24-20	1.1/2	32	20	95.9	60.3	50	35.2	8
87341-24-24	1.1/2	40	24	110	60.3	50	39.1	8
87341-32-24	2	40	24	110	71.4	62	39.1	9.53
87341-32-32	2	50	32	129	71.4	62	46.3	9.53

NOTE: 1. The fitting is used with braided hoses. 2. If used with spiral hoses, fitting part NO. is 87342-xx-xx

87391

90° SAE Flange 3000 psi

87391

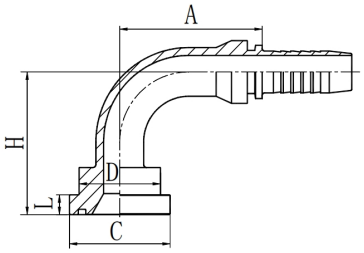

PART NO.	Flange Size	Hose Bore		Dimensions				
		DN	DASH	A	C	D	H	L
87391-08-08	1/2	12	08	41	30.2	24	47	6.73
87391-12-08	3/4	12	08	41	38.1	31.7	48	6.73
87391-12-10	3/4	16	10	56.5	38.1	31.7	52.5	6.73
87391-12-12	3/4	20	12	66.2	38.1	31.7	62	6.73
87391-12-12 (H100)	3/4	20	12	66.2	38.1	31.7	100	6.73
87391-12-16	3/4	25	16	65.5	38.1	31.7	67.5	6.73
87391-16-12	1	20	12	66.2	44.4	38	62	8
87391-16-16	1	25	16	78	44.4	38	67.5	8
87391-16-16 (H100)	1	25	16	78	44.4	38	100	8
87391-16-20	1	32	20	91.5	44.4	38	78.5	8
87391-20-16	1.1/4	25	16	78	50.8	43	67.5	8
87391-20-20	1.1/4	32	20	91.5	50.8	43	78.5	8
87391-20-20 (H127)	1.1/4	32	20	91.5	50.8	43	127	8
87391-24-20	1.1/2	32	20	91.5	60.3	50	78.5	8
87391-24-24	1.1/2	40	24	109	60.3	50	80.5	8
87391-24-24 (H127)	1.1/2	40	24	109	60.3	50	127	8
87391-32-24	2	40	24	109	71.4	62	94	9.53
87391-32-32	2	50	32	109	71.4	62	94	9.53

NOTE: 1. The fitting is used with braided hoses. 2. If used with spiral hoses, fitting part NO. is 87392-xx-xx

ROKE

87611

SAE Flange 6000 psi

87611

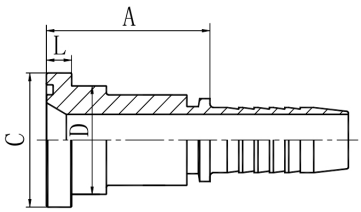

PART NO.	Flange Size	Hose Bore		Dimensions			
		DN	DASH	A	C	D	L
87311-08-08	1/2	12	08	47	31.7	24	7.75
87311-12-10	3/4	16	10	51	41.3	32	8.76
87311-12-12	3/4	20	12	51	41.3	32	8.76
87311-16-12	1	20	12	56	47.6	38	9.53
87311-16-16	1	25	16	57	47.6	38	9.53
87311-16-20	1	32	20	61	47.6	38	9.53
87311-20-16	1.1/4	25	16	65	54	44	10.3
87311-20-20	1.1/4	32	20	66	54	44	10.3
87311-24-20	1.1/2	32	20	75	63.5	51	12.6
87311-24-24	1.1/2	40	24	75	63.5	51	12.6
87311-32-24	2	40	24	85	79.4	67	12.6
87311-32-32	2	50	32	85	79.4	67	12.6

NOTE: 1. The fitting is used with braided hoses. 2. If used with spiral hoses, fitting part NO. is 87612-xx-xx

87641

45° SAE Flange 6000 psi

87641

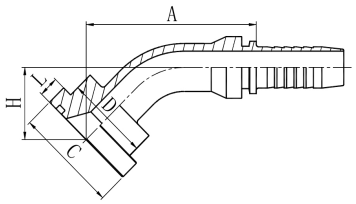

PART NO.	Flange Size	Hose Bore		Dimensions				
		DN	DASH	A	C	D	H	L
87341-08-08	1/2	12	08	58.9	31.7	24	24	7.75
87341-08-12	1/2	20	12	58.9	31.7	24	27.5	7.75
87341-12-10	3/4	16	10	70.1	41.3	32	28.6	8.76
87341-12-12	3/4	20	12	77	41.3	32	31.8	8.76
87341-16-16	1	25	16	85.2	47.6	38	34.7	9.53
87341-20-20	1.1/4	32	20	94.5	54	44	41.5	10.3
87341-24-20	1.1/2	32	20	95.9	63.5	51	45.1	12.6
87341-24-24	1.1/2	40	24	110	63.5	51	45.5	12.6
87341-32-24	2	40	24	110	79.4	67	54.7	12.6
87341-32-32	2	50	32	129	79.4	67	52.7	12.6

NOTE: 1. The fitting is used with braided hoses. 2. If used with spiral hoses, fitting part NO. is 87642-xx-xx

87691

90° SAE Flange 6000 psi

87691

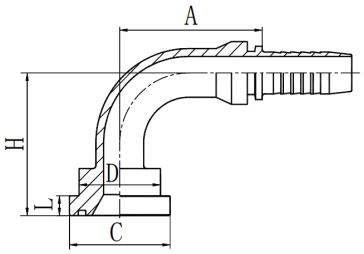

PART NO.	Flange Size	Hose Bore		Dimensions				
		DN	DASH	A	C	D	H	L
87341-08-08	1/2	12	08	41	31.7	24	48	7.75
87341-12-10	3/4	16	10	56.5	41.3	32	56.5	8.76
87341-12-12	3/4	20	12	66.2	41.3	32	66	8.76
87341-16-12	1	20	12	66.2	47.6	38	69	9.53
87341-16-16	1	25	16	78	47.6	38	74.5	9.53
87341-16-20	1	32	20	91.5	47.6	38	85.5	9.53
87341-20-16	1.1/4	25	16	78	54	44	78.5	10.3
87341-20-20	1.1/4	32	20	91.5	54	44	89.5	10.3
87341-24-20	1.1/2	32	20	91.5	63.5	51	94.5	12.6
87341-24-24	1.1/2	40	24	109	63.5	51	108	12.6
87341-32-24	2	40	24	109	79.4	67	116	12.6
87341-32-32	2	50	32	132	79.4	67	136	12.6

NOTE: 1. The fitting is used with braided hoses. 2. If used with spiral hoses, fitting part NO. is 87692-xx-xx

ROKE

29611

JIS GAS Female 60° Cone Seat (JIS B8363)

29611

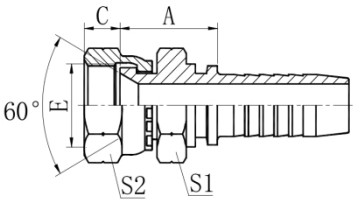

29611W

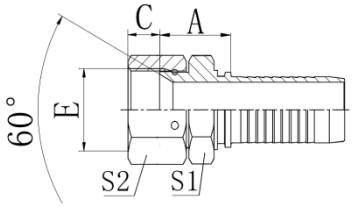

PART NO.	Thread E	Hose Bore		Dimensions			
		DN	DASH	A	C	S1	S2
29611-02-03	G1/8"-28	5	03	20	7	14	14
29611-04-04	G1/4"-19	6	04	21	8	19	19
29611-04-05	G1/4"-19	8	05	21	8	19	19
29611-06-04	G3/8"-19	6	04	24	9	22	22
29611-06-06	G3/8"-19	10	06	23	9	22	22
29611-08-06	G1/2"-14	10	06	28	12	27	27
29611-08-08	G1/2"-14	12	08	26.5	12	27	27
29611-10-10	G5/8"-14	16	10	31	11.5	30	30
29611-12-10	G3/4"-14	16	10	28.5	13.5	32	32
29611-12-12	G3/4"-14	20	12	28.5	13.5	32	32
29611-16-16	G1"-11	25	16	32	16	41	41
29611-20-20W	G1.1/4"-11	32	20	43	18.5	50	50
29611-24-24W	G1.1/2"-11	40	24	43.5	19	55	55
29611-32-32W	G2"-11	50	32	46.5	23	70	70

NOTE: 1. The fitting is used with braided hoses. 2. If used with spiral hoses, fitting part NO. is 29612-xx-xx

29641

45° JIS GAS Female 60° Cone Seat (JIS B8363)

29641

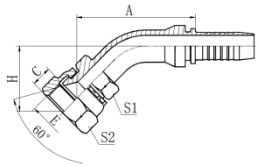

29641W

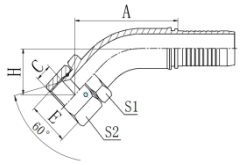

PART NO.	Thread E	Hose Bore		Dimensions				
		DN	DASH	A	C	H	S1	S2
29641-04-04	G1/4"-19	6	04	43.4	8	21.3	19	19
29641-06-06	G3/8"-19	10	06	48.9	9	24.6	22	22
29641-08-08	G1/2"-14	12	08	62.5	12	27.5	27	27
29641-10-10	G5/8"-14	16	10	81.3	11.5	31.5	30	30
29641-12-12	G3/4"-14	20	12	81.3	13.5	33.9	32	32
29641-16-16	G1"-11	25	16	87.3	16	36	41	41
29641-20-20W	G1.1/4"-11	32	20	107	18.5	46.5	50	50
29641-24-24W	G1.1/2"-11	40	24	123	19	50.8	55	55
29641-32-32W	G2"-11	50	32	143	23	60	70	70

NOTE: 1. The fitting is used with braided hoses. 2. If used with spiral hoses, fitting part NO. is 29642-xx-xx

29691

90° JIS GAS Female 60° Cone Seat (JIS B8363)

29691

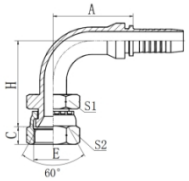

29691W

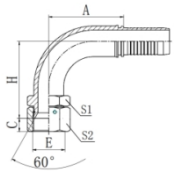

PART NO.	Thread E	Hose Bore		Dimensions				
		DN	DASH	A	C	H	S1	S2
29611-04-04	G1/4"-19	6	04	30	8	38	19	19
29611-04-05	G1/4"-19	6	05	33	8	41	19	19
29611-06-06	G3/8"-19	10	06	35.3	9	45.8	22	22
29611-08-08	G1/2"-14	12	08	41	12	53	27	27
29611-10-10	G5/8"-14	16	10	56.5	11.5	61	30	30
29611-12-12	G3/4"-14	20	12	65.5	13.5	69	32	32
29611-16-16	G1"-11	25	16	76.7	16	76.5	41	41
29611-20-20W	G1.1/4"-11	32	20	91.5	18.5	92.5	50	50
29611-24-24W	G1.1/2"-11	40	24	109	19	110	55	55
29611-32-32W	G2"-11	50	32	132	23	134	70	70

NOTE: 1. The fitting is used with braided hoses. 2. If used with spiral hoses, fitting part NO. is 29692-xx-xx

67011

SAE Stapalelok Male (SAE J1467)

67011

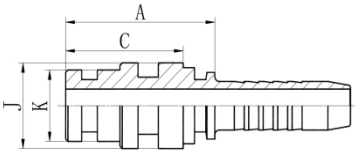

PART NO.	O-ring	Hose Bore		Dimensions			
		DN	DASH	A	C	J	K
67011-04-04	6.0*2.0	6	04	34	28	14.9	9.9
67011-06-06	10.0*2.0	10	06	35	28	19.9	13.9
67011-08-08	13.0*2.5	12	08	36	28	23.9	17.9
67011-12-12	19.0*2.5	20	12	37.5	28	28.9	23.9
67011-16-16	25.0*2.5	25	16	44	33	38.8	30.9
67011-20-20	33.0*2.5	32	20	44	33	45.9	37.9
67011-24-24	40.0*3.0	40	24	47.5	36.3	54.9	46.9
67011-32-32	50.0*3.0	50	32	47.5	36.3	63.9	55.9

NOTE: 1. The fitting is used with braided hoses. 2. If used with spiral hoses, fitting part NO. is 67012-xx-xx

70011

Metric Banjo (DIN 7462)

70011

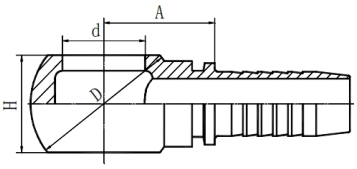

PART NO.	Bolt	Hose Bore		Dimensions			
		DN	DASH	A	d	D	H
70011-10-03	M10*1	5	03	14.5	10.1	17	10
70011-10-04	M10*1	6	04	17	10.1	17	10
70011-12-04	M12*1.5	6	04	20.5	12.1	20	12
70011-12-05	M12*1.5	8	05	20.5	12.1	20	12
70011-12-06	M12*1.5	10	06	20.5	12.1	20	12
70011-14-04	M14*1.5	6	04	21	14.1	24	14
70011-14-05	M14*1.5	8	05	21	14.1	24	14
70011-14-06	M14*1.5	10	06	21	14.1	24	14
70011-16-04	M16*1.5	6	04	20.5	16.1	28	16
70011-16-05	M16*1.5	8	05	20.5	16.1	28	16
70011-16-06	M16*1.5	10	06	20.5	16.1	28	16
70011-18-04	M18*1.5	6	04	23	18.1	32	20
70011-18-05	M18*1.5	8	05	24	18.1	32	20
70011-18-06	M18*1.5	10	06	24	18.1	32	20
70011-18-08	M18*1.5	12	08	24.5	18.1	32	20
70011-22-06	M22*1.5	10	06	28.1	22.1	39	25
70011-22-08	M22*1.5	12	08	28.5	22.1	39	25
70011-22-10	M22*1.5	16	10	28	22.1	39	25
70011-26-12	M22*1.5	20	12	32.5	26.1	46	30
70011-30-16	M30*1.5	25	16	37	30.1	54	36
70011-30-20	M30*1.5	32	20	40	30.1	54	36

NOTE: 1. The fitting is used with braided hoses. 2. If used with spiral hoses, fitting part NO. is 70012-xx-xx

700M

Metric Bolt (DIN 7643)

700M

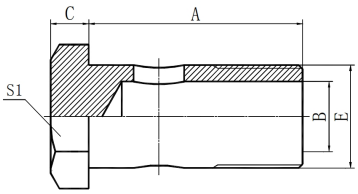

PART NO.	Bolt	Dimensions			
		A	B	C	S1
70011-10	M10*1	19	5.5	6	14
70011-12	M12*1.5	24	7	6	17
70011-14	M14*1.5	26	9	6	19
70011-16	M16*1.5	28	11	6	22
70011-18	M18*1.5	32	13	6	24
70011-22	M22*1.5	39	16	7	27
70011-26	M22*1.5	45	20	7	32
70011-30	M30*1.5	51	24	7	36

ROKE

72011

BSP Banjo

72011

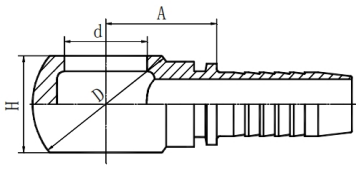

PART NO.	Thread E	Hose Bore		Dimensions			
		DN	DASH	A	d	D	H
72011-02-03	G1/8"-28	5	03	18	9.9	22	16
72011-02-04	G1/8"-28	6	04	18.5	9.9	22	16
72011-04-03	G1/4"-19	5	03	19	13.3	24	15
72011-04-04	G1/4"-19	6	04	19.5	13.3	24	15
72011-04-05	G1/4"-19	8	05	19.5	13.3	24	15
72011-04-06	G1/4"-19	10	06	19.5	13.3	24	15
72011-06-04	G3/8"-19	6	04	22	16.7	29	20
72011-06-05	G3/8"-19	8	05	22	16.7	29	20
72011-06-06	G3/8"-19	10	06	22	16.7	29	20
72011-06-08	G3/8"-19	12	08	23	16.7	29	20
72011-08-05	G1/2"-14	8	05	27.5	21	38	25
72011-08-06	G1/2"-14	10	06	27.5	21	38	25
72011-08-08	G1/2"-14	12	08	28	21	38	25
72011-08-10	G1/2"-14	16	10	29	21	38	25
72011-10-10	G5/8"-14	16	10	28	23	40	27
70011-12-10	G3/4"-14	16	10	32	26.5	48	31
70011-12-12	G3/4"-14	20	12	32	26.5	48	31
70011-16-08	G1"-11	12	08	40	33.3	60	42
70011-16-12	G1"-11	20	12	40	33.3	60	42
70011-16-16	G1"-11	25	16	41	33.3	60	42

NOTE: 1. The fitting is used with braided hoses. 2. If used with spiral hoses, fitting part NO. is 72012-xx-xx

720B

BSP Bolt

700M

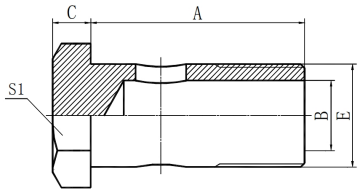

PART NO.	Bolt	Dimensions			
		A	B	C	S1
70011-02	G1/8"-28	29.5	4.8	4.8	14
70011-04	G1/4"-19	28.5	6	6	19
70011-06	G3/8"-19	38.5	9	7	22
70011-08	G1/2"-14	44	13	8.5	27
70011-10	G5/8"-14	48.5	15	10	30
70011-12	G3/4"-14	56	18	10	32
70011-16	G1"-11	68.5	22	13	41

90011

Double Connector

90011

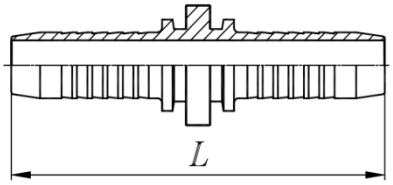

PART NO.	Hose Bore		Dimensions
	DN	DASH	L
90011-04	6	04	69
90011-05	8	05	60
90011-06	10	06	73
90011-08	12	08	77
90011-10	16	10	83
90011-12	20	12	93
90011-16	25	16	114
90011-20	32	20	132
90011-24	40	24	162
90011-32	50	32	170

1. The fitting is used with braided hoses. 2. If used with spiral hoses, fitting part NO. is 72012-xx-xx

43 Series Hydraulic Hose Fittings

10143

Male NPTF Pipe - Rigid

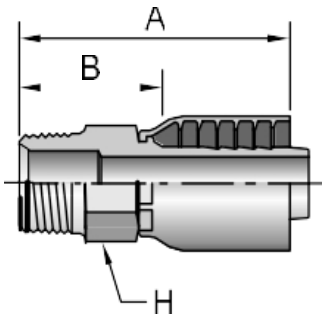

PART NO.	Thread Inch	Hose I.D.	A		H	B	
			inch	mm	inch	inch	mm
10143-2-4	1/8x27	1/4	1.80	46	9/16	1.05	27
10143-4-4	1/4x18	1/4	2.01	51	9/16	1.26	32
10143-4-5	1/4x18	5/16	1.94	49	11/16	1.19	30
10143-4-6	1/4x18	3/8	2.28	58	3/4	1.25	32
10143-6-4	3/8x18	1/4	1.86	47	11/16	1.11	28
10143-6-5	3/8x18	5/16	1.94	49	11/16	1.19	30
10143-6-6	3/8x18	3/8	2.37	60	3/4	1.34	34
10143-6-8	3/8x18	1/2	2.59	66	7/8	1.33	34
10143-6-10	3/8x18	5/8	2.61	66	15/16	1.17	30
10143-8-4	1/2x14	1/4	2.13	54	7/8	1.38	35
10143-8-6	1/2x14	3/8	2.39	61	7/8	1.36	35
10143-8-8	1/2x14	1/2	2.84	72	7/8	1.58	40
10143-8-10	1/2x14	5/8	3.04	77	15/16	1.59	40
10143-8-12	1/2x14	3/4	3.04	77	1-1/16	1.60	41
10143-12-8	3/4x14	1/2	2.68	68	1-1/16	1.42	36
10143-12-10	3/4x14	5/8	2.87	73	1-1/16	1.43	36
10143-12-12	3/4x14	3/4	3.09	78	1-1/16	1.65	42
10143-12-16	3/4x14	1	3.40	86	1-3/8	1.78	45
10143-16-12	1x11-1/2	3/4	3.09	78	1-3/8	1.65	42
10143-16-16	1x11-1/2	1	2.59	66	1-3/8	1.97	50
10143-20-20	1-1/4x11-1/2	1-1/4	4.08	104	1-3/4	2.39	61
10143-24-24	1-1/2x11-1/2	1-1/2	3.50	89	2	2.13	54
10143-32-32	2x11-1/2	2	4.05	103	2-1/2	2.27	58

11343

Male NPTF Pipe - Swivel

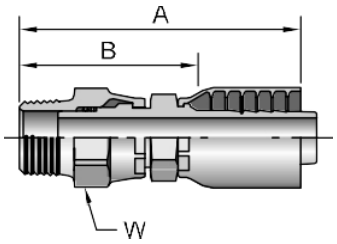

PART NO.	Thread Inch	Hose I.D.	A		H	B	
			inch	mm	inch	inch	mm
11343-2-4	1/8x27	1/4	2.94	75	5/8	2.19	56
11343-4-4	1/4x18	1/4	2.68	68	5/8	1.93	49
11343-4-6	1/4x18	3/8	3.01	76	5/8	1.98	50
11343-6-4	3/8x18	1/4	2.81	71	3/4	2.06	52
11343-6-6	3/8x18	3/8	3.08	78	3/4	2.05	52
11343-6-8	3/8x18	1/2	3.30	84	3/4	2.04	52
11343-8-6	1/2x14	3/8	3.30	84	7/8	2.27	58
11343-8-8	1/2x14	1/2	3.52	89	7/8	2.26	57
11343-12-12	3/4x14	3/4	3.93	100	1-1/4	2.49	63
11343-16-16	1x11-1/2	1	4.52	115	1-1/2	2.90	74

11L43

Male NPTF Pipe - Swivel-90° Elbow

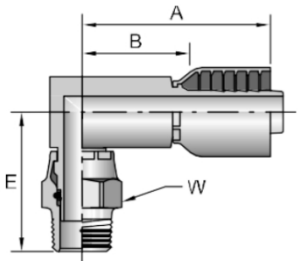

PART NO.	Thread Inch	Hose I.D.	A		E		W	B	
			inch	mm	inch	mm	inch	inch	mm
11L43-4-4	1/4x18	1/4	2.23	57	1.79	45	5/8	1.48	38
11L43-4-6	1/4x18	3/8	2.53	64	1.85	47	5/8	1.50	38
11L43-6-6	3/8x18	3/8	2.53	64	1.94	49	3/4	1.50	38
11L43-8-6	1/2x14	3/8	2.66	68	2.17	55	7/8	1.63	41
11L43-8-8	1/2x14	1/2	2.96	75	2.17	55	7/8	1.70	43
11L43-12-12	3/4x14	3/4	3.32	84	2.46	62	1-1/4	1.88	48

10243

Female NPTF Pipe - Rigid

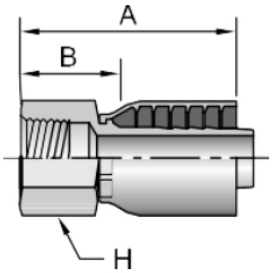

PART NO.	Thread Inch	Hose I.D.	A		H	B	
			inch	mm	inch	inch	mm
10243-2-4	1/8x27	1/4	1.68	43	5/8	0.93	24
10243-4-4	1/4x18	1/4	1.78	45	11/16	1.03	26
10243-4-6	1/4x18	3/8	2.05	52	3/4	1.02	26
10243-6-4	3/8x18	1/4	2.05	52	7/8	1.30	33
10243-6-6	3/8x18	3/8	2.32	59	7/8	1.29	33
10243-8-6	1/2x14	3/8	2.40	61	1-1/8	1.37	35
10243-8-8	1/2x14	1/2	2.62	67	1-1/8	1.36	35
10243-12-12	3/4x14	3/4	2.72	69	1-1/4	1.28	33

10743

Female NPTF Pipe - Swivel (60° Cone)

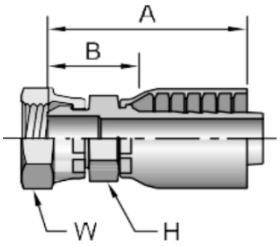

PART NO.	Thread Inch	Hose I.D.	A		H	W	B	
			inch	mm	inch	inch	inch	mm
10743-2-4	1/8x27	1/4	1.69	43	9/16	9/16	0.94	24
10743-4-4	1/4x18	1/4	1.74	44	9/16	11/16	0.99	25
10743-6-6	3/8x18	3/8	2.09	53	11/16	7/8	1.06	27
10743-8-8	1/2x14	1/2	2.32	59	15/16	1	1.06	27
10743-12-12	3/4x14	3/4	2.70	69	1-1/16	1-1/4	1.47	37
10743-16-16	1x11-1/2	1	3.09	78	1-3/8	1-1/2	1.47	37
10743-20-20	1-1/4x11-1/2	1-1/4	3.28	83	1-7/8	1-7/8	1.59	40

10543

Male SAE Straight Thread with O-Ring - Rigid

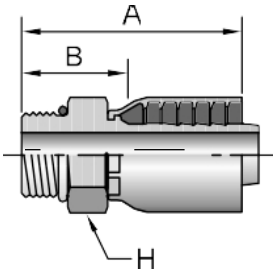

PART NO.	Thread Inch	Hose I.D.	A		H	B	
			inch	mm	inch	inch	mm
10543-4-4	7/16x20	1/4	1.64	42	9/16	0.89	23
10543-5-4	1/2x20	1/4	1.80	46	5/8	1.05	27
10543-6-4	9/16x18	1/4	1.67	42	11/16	0.92	23
10543-6-6	9/16x18	3/8	2.10	53	11/16	1.07	27
10543-6-8	9/16x18	1/2	2.32	59	13/16	1.06	27
10543-8-6	3/4x16	3/8	2.11	54	7/8	1.08	27
10543-8-8	3/4x16	1/2	2.46	62	7/8	1.20	30
10543-10-6	7/8x14	3/8	2.13	54	1	1.10	28
10543-10-8	7/8x14	1/2	2.35	60	1	1.09	28
10543-10-10	7/8x14	5/8	2.77	70	1	1.33	34
10543-12-8	1-1/16x12	1/2	2.61	66	1-1/4	1.35	34
10543-12-10	1-1/16x12	5/8	2.80	71	1-1/4	1.36	35
10543-12-12	1-1/16x12	3/4	2.81	71	1-1/4	1.37	35
10543-16-12	1-5/16x12	3/4	2.81	71	1-1/2	1.37	35
10543-16-16	1-5/16x12	1	3.37	86	1-1/2	1.75	44
10543-20-20	1-5/8x12	1-1/4	3.69	94	1-7/8	2.00	51

10G43

Male SAE Straight Thread with O-Ring - Swivel

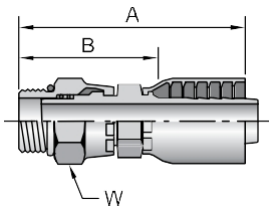

PART NO.	Thread Inch	Hose I.D.	A		H	W	B	
			inch	mm	inch	inch	inch	mm
10G43-5-4	5/16	1/2x20	1/4	2.98	76	3/4	2.23	57
10G43-6-4	3/8	9/16x18	1/4	2.98	76	3/4	2.23	57
10G43-6-6	3/8	9/16x18	3/8	3.25	83	3/4	2.22	56
10G43-8-6	1/2	3/4x16	3/8	3.06	78	7/8	2.06	52
10G43-8-8	1/2	3/4x16	1/2	3.21	82	7/8	1.95	50
10G43-10-6	5/8	7/8x14	3/8	3.01	76	1	2.01	51
10G43-10-8	5/8	7/8x14	1/2	3.27	83	1	2.01	51
10G43-12-12	3/4	1-1/16x12	3/4	3.78	96	1-1/4	2.34	59

10L43

Male SAE Straight Thread with O-Ring - Swivel - 90° Elbow

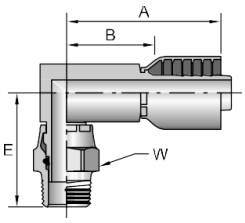

PART NO.	Thread Inch	Hose I.D.	A		E		W	B	
			inch	mm	inch	mm	inch	inch	mm
10L43-6-6	9/16x18	3/8	2.53	64	2.10	53	3/4	1.50	38
10L43-8-6	3/4x16	3/8	2.66	68	1.86	47	7/8	1.63	41
10L43-8-8	3/4x16	1/2	2.96	75	1.87	49	1	1.70	43
10L43-10-8	7/8x14	1/2	2.96	75	1.92	49	7/8	1.70	43
10L43-12-12	1-1/16x12	1/23/4	3.22	82	2.30	58	1-1/4	1.88	48

10343

Male JIC 37° - Rigid

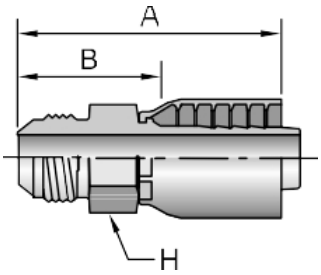

PART NO.	Thread Inch	Hose I.D.	A		H	B	
			inch	mm	inch	inch	mm
10343-4-4	7/16x20	1/4	1.99	51	9/16	1.24	31
10343-5-4	1/2x20	1/4	1.83	46	9/16	1.08	27
10343-5-6	1/2x20	3/8	2.26	57	3/4	1.23	31
10343-6-4	9/16x18	1/4	1.84	47	11/16	1.09	28
10343-6-6	9/16x18	3/8	2.36	60	3/4	1.33	34
10343-8-6	3/4x16	3/8	2.30	58	7/8	1.27	32
10343-8-8	3/4x16	1/2	2.68	68	7/8	1.42	36
10343-8-10	3/4x16	5/8	2.85	72	7/8	1.41	36
10343-10-6	7/8x14	3/8	2.40	61	15/16	1.37	35
10343-10-8	7/8x14	1/2	2.62	67	15/16	1.36	35
10343-10-10	7/8x14	5/8	3.03	77	15/16	1.59	40
10343-12-8	1-1/16x12	1/2	2.76	70	1-1/8	1.50	38
10343-12-10	1-1/16x12	5/8	3.07	78	1-1/8	1.63	41
10343-12-12	1-1/16x12	3/4	3.19	81	1-1/8	1.75	44
10343-14-12	1-3/16x12	3/4	3.11	79	1-1/4	1.67	42
10343-16-12	1-5/16x12	3/4	3.04	77	1-3/8	1.60	41
10343-16-16	1-5/16x12	1	3.63		1-3/8	2.01	51
10343-20-20	1-5/8x12	1-1/4	3.96	101	1-7/8	2.27	58
10343-24-20	1-7/8x12	1-1/4	3.71	94	2	2.02	51

1LB43

Male JIC 37° - Bulkhead without Locknut

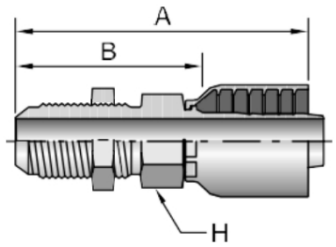

PART NO.	Thread Inch	Hose I.D.	A		H	B	
			inch	mm	inch	inch	mm
1LB43-4-4	7/16x20	1/4	2.64	67	9/16	1.89	48
1LB43-6-6	9/16x18	3/8	3.08	78	3/4	2.05	52
1LB43-8-8	3/4x16	1/2	3.46	88	7/8	2.20	56
1LB43-10-10	7/8x14	5/8	3.85	98	15/16	2.41	61
1LB43-12-12	1-1/16x12	3/4	4.08	104	1-1/8	2.64	67

ROKE

10643

Female JIC 37° - Swivel

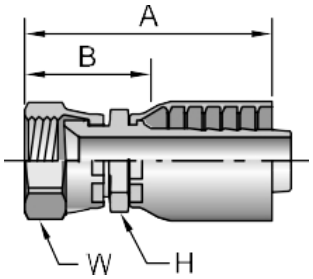

PART NO.	Thread Inch	Hose I.D.	A		H	W	B	
			inch	mm	inch	inch	inch	mm
10643-4-4	7/16x20	1/4	1.94	49	9/16	9/16	1.19	30
10643-4-6	7/16x20	3/8	2.20	56	11/16	9/16	1.17	30
10643-5-4	1/2x20	1/4	2.03	52	9/16	5/8	1.28	33
10643-5-5	1/2x20	5/16	2.08	53	11/16	5/8	1.33	34
10643-5-6	1/2x20	3/8	2.26	57	11/16	5/8	1.23	31
10643-6-4	9/16x18	1/4	2.05	52	9/16	11/16	1.30	33
10643-6-5	9/16x18	5/16	2.10	53	11/16	11/16	1.35	34
10643-6-6	9/16x18	3/8	2.29	58	11/16	11/16	1.26	32
10643-6-8	9/16x18	1/2	2.51	64	13/16	11/16	1.25	32
10643-8-6	3/4x16	3/8	2.49	63	11/16	7/8	1.46	37
10643-8-8	3/4x16	1/2	2.63	67	13/16	7/8	1.37	35
10643-8-10	3/4x16	5/8	2.82	72	15/16	7/8	1.38	35
10643-8-12	3/4x16	3/4	2.83	72	1-1/16	7/8	1.39	35
10643-10-6	7/8x14	3/8	2.51	64	7/8	1	1.48	38
10643-10-8	7/8x14	1/2	2.85	72	7/8	1	1.59	40
10643-10-10	7/8x14	3/4	2.93	74	1-1/16	1	1.49	38
10643-10-12	7/8x14	1/2	2.78	74	1-1/16	1	1.49	38
10643-12-8	7/8x14	5/8	2.78	71	1-1/16	1-1/4	1.52	39
10643-12-10	1-1/16x12	5/8	3.10	79	1-1/16	1-1/4	1.66	42
10643-12-12	1-1/16x12	3/4	3.17	81	1-1/16	1-1/4	1.73	44
10643-12-16	1-1/16x12	1	3.29	84	1-3/8	1-1/4	1.67	42
10643-14-12	1-3/16x12	3/4	3.18	81	1-1/4	1-3/8	1.74	44
10643-16-12	1-5/16x12	3/4	3.31	84	1-1/4	1-1/2	1.87	47
10643-16-16	1-5/16x12	1	3.62	92	1-3/8	1-1/2	2.00	51
10643-20-16	1-5/8x12	1	3.81	97	1-5/8	2	2.19	56
10643-20-20	1-5/8x12	1-1/4	3.94	100	1-7/8	2	2.25	57
10643-24-24	1-7/8x12	1-1/2	3.84	98	2-1/8	2-1/4	2.47	63
10643-32-32	2-1/2x12	2	4.73	120	2-1/2	2-7/8	2.95	75

13743

Female JIC 37° - Swivel - 45° Elbow - Short Drop

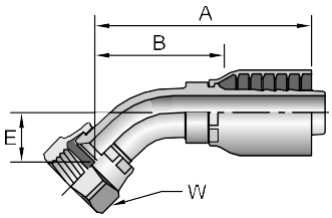

PART NO.	Thread Inch	Hose I.D.	A		E		W	B	
			inch	mm	inch	mm	inch	inch	mm
13743-4-4	7/16x20	1/4	1.96	50	0.39	10	9/16	1.21	31
13743-5-4	1/2x20	1/4	2.19	56	0.39	10	5/8	1.44	37
13743-6-4	9/16x18	1/4	2.23	57	0.39	10	11/16	1.48	38
13743-6-6	9/16x18	3/8	2.39	61	0.39	10	11/16	1.39	35
13743-8-6	3/4x16	3/8	2.74	70	0.55	14	7/8	1.74	44
13743-8-8	3/4x16	1/2	2.83	72	0.55	14	7/8	1.57	40
13743-10-8	7/8x14	1/2	2.93	74	0.63	16	1	1.67	42
13743-10-10	7/8x14	5/8	3.17	81	0.63	16	1	1.73	44
13743-12-10	1-1/16x12	5/8	3.62	92	0.83	21	1-1/4	2.08	53
13743-12-12	1-1/16x12	3/4	3.63	92	0.78	20	1-1/4	2.19	56
13743-16-16	1-5/16x12	1	4.34	110	0.95	24	1-1/2	2.72	69
13743-20-20	1-5/8x12	1-1/4	4.59	117	1.19	30	2	2.82	72
13743-24-24	1-7/8x12	1-1/2	5.50	140	1.47	37	2-1/4	4.18	106

1L743

Female JIC 37° - Swivel - 45° Elbow - Medium Drop

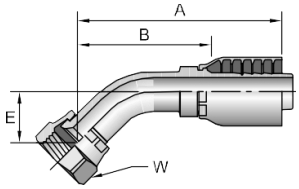

PART NO.	Thread Inch	Hose I.D.	A		E		W	B	
			inch	mm	inch	mm	inch	inch	mm
1L743-6-6	9/16x18	3/8	2.66	62	0.59	15	11/16	1.63	41
1L743-8-8	3/4x16	1/2	3.17	80	0.72	18	7/8	1.91	49
1L743-12-12	1-1/16x12	3/4	4.23	107	1.06	27	1-1/4	2.79	71
1L743-16-16	1-5/16x12	1	4.51	115	1.07	27	1-1/2	2.89	73

13943

Female JIC 37° - Swivel - 90° Elbow - Short Drop

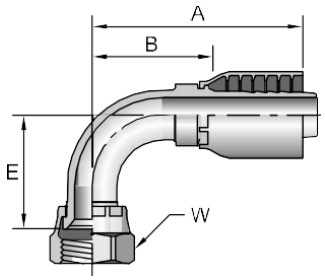

PART NO.	Thread Inch	Hose I.D.	A		E		W	B	
			inch	mm	inch	mm	inch	inch	mm
13943-4-4	7/16x20	1/4	1.78	45	0.83	21	9/16	1.03	26
13943-4-6	7/16x20	3/8	2.11	54	0.83	21	9/16	1.08	27
13943-5-4	1/2x20	1/4	1.88	48	0.83	21	5/8	1.13	29
13943-5-5	1/2x20	5/16	1.96	50	0.83	21	5/8	1.21	31
13943-6-4	9/16x18	1/4	2.12	54	0.85	22	11/16	1.37	35
13943-6-6	9/16x18	3/8	2.21	56	0.91	23	11/16	1.18	30
13943-6-8	9/16x18	1/2	2.51	64	0.85	22	11/16	1.25	32
13943-8-6	3/4x16	3/8	2.52	64	1.09	28	7/8	1.49	38
13943-8-8	3/4x16	1/2	2.62	67	1.14	29	7/8	1.36	35
13943-10-10	7/8x14	5/8	2.97	75	1.26	32	1	1.69	39
13943-12-8	1-1/16x12	1/2	3.25	83	1.83	46	1-1/4	1.99	51
13943-12-10	1-1/16x12	5/8	3.07	78	1.89	48	1-1/4	1.63	41
13943-12-12	1-1/16x12	3/4	3.49	89	1.89	48	1-1/4	2.05	52
13943-16-12	1-5/16x12	3/4	3.49	89	2.00	51	1-1/2	2.05	52
13943-16-16	1-5/16x12	1	4.28	109	2.20	56	1-1/2	2.66	68
13943-20-20	1-5/8x12	1-1/4	4.43	113	2.59	66	2	2.74	70
13943-24-24	1-7/8x12	1-1/2	5.50	1.40	3.81	81	2-1/4	4.13	105

1L943

Female JIC 37° - Swivel - 90° Elbow - Medium Drop

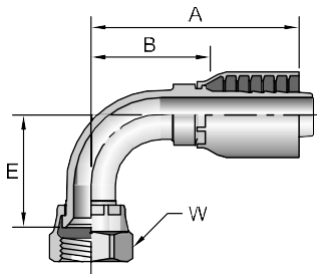

PART NO.	Thread Inch	Hose I.D.	A		E		W	B	
			inch	mm	inch	mm	inch	inch	mm
1L943-4-4	7/16x20	1/4	1.84	47	0.88	22	9/16	1.09	28
1L943-6-4	9/16x18	1/4	2.12	54	1.50	38	11/16	1.37	35
1L943-6-6	9/16x18	3/8	2.29	58	1.12	28	11/16	1.26	32
1L943-8-6	3/4x16	3/8	2.51	64	1.38	35	7/8	1.48	38
1L943-8-8	3/4x16	1/2	2.64	67	1.38	35	7/8	1.38	35
1L943-10-8	7/8x14	1/2	3.25	83	1.75	34	1	1.99	51
1L943-12-12	1-1/16x12	3/4	3.49	89	2.28	58	1-1/4	2.05	52
1L943-16-16	1-5/16x12	1	4.44	113	2.50	64	1-1/2	2.82	72

14143

Female JIC 37° - Swivel - 90° Elbow - Long Drop

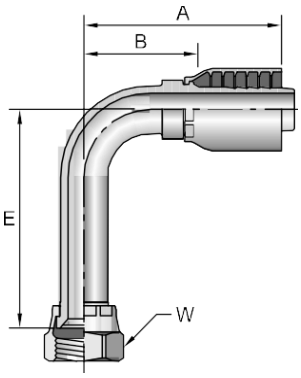

PART NO.	Thread Inch	Hose I.D.	A		E		W	B	
			inch	mm	inch	mm	inch	inch	mm
14143-4-4	7/16x20	1/4	1.96	50	1.81	46	9/16	1.21	31
14143-5-4	1/2x20	1/4	1.93	49	1.80	46	5/8	1.18	30
14143-6-6	9/16x18	3/8	2.27	58	2.18	55	11/16	1.27	32
14143-8-6	3/4x16	3/8	2.56	65	2.43	62	7/8	1.56	40
14143-8-8	3/4x16	1/2	2.62	67	2.52	64	7/8	1.36	35
14143-10-8	7/8x14	1/2	2.78	71	2.58	66	1	1.52	39
14143-10-10	7/8x14	5/8	3.16	80	2.58	66	1	1.75	44
14143-12-12	1-1/16x12	3/4	3.49	89	3.74	95	1-1/4	2.05	52
14143-14-12	1-3/16x12	3/4	3.38	86	3.93	100	1-3/8	1.95	50
14143-16-16	1-5/16x12	1	3.90	99	4.32	110	1-1/2	2.31	59
14143-20-20	1-5/8x12	1-1/4	4.39	112	5.28	134	2	2.73	69

ROKE

11143

Tube Union(24° Cone with Nut and Ferrule)

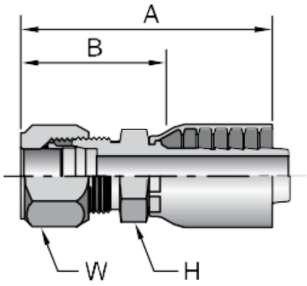

PART NO.	Tube O.D.	Thread Inch	Hose I.D.	A		H	W	B	
				inch	mm	inch	inch	inch	mm
11143-4-4	1/4	7/16x20	1/4	2.13	54	9/16	9/16	1.40	36
11143-4-6	1/4	7/16x20	3/8	2.44	62	3/4	9/16	1.44	37
11143-5-4	5/16	1/2x20	1/4	2.13	54	9/16	5/8	1.40	36
11143-5-6	5/16	1/2x20	3/8	2.44	62	3/4	5/8	1.44	37
11143-6-6	3/8	9/16x18	3/8	2.50	64	3/4	11/16	1.50	38
11143-8-8	1/2	3/4x16	1/2	2.93	74	7/8	7/8	1.68	43
11143-10-8	5/8	7/8x14	1/2	3.07	78	15/16	1	1.82	46
11143-12-12	3/4	1-1/16x12	3/4	3.39	86	1-1/8	1-1/4	1.96	50
11143-16-16	1	1-5/16x12	1	3.80	97	1-3/8	1-1/2	2.18	55

11143

Female Flareless - Swivel(24° Cone)

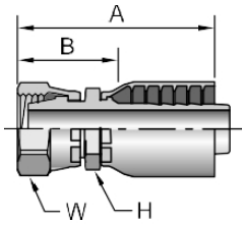

PART NO.	Size Inch	Thread Inch	Hose I.D.	A		H	W	B	
				inch	mm	inch	inch	inch	mm
11243-6-6	3/8	9/16x18	3/8	2.51	64	11/16	11/16	1.48	38
11243-8-6	1/2	3/4x16	3/8	2.67	68	7/8	7/8	1.64	42
11243-8-8	1/2	3/4x16	1/2	2.89	73	7/8	7/8	1.63	41

12843

Male Inverted SAE 45° - Swivel

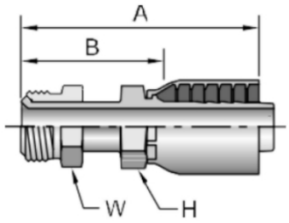

PART NO.	Size Inch	Thread Inch	Hose I.D.	A		H	W	B	
				inch	mm	inch	inch	inch	mm
12843-4-4	1/4	7/16x24	1/4	2.32	59	9/16	7/16	1.57	40
12843-4-6	1/4	7/16x24	3/8	2.65	67	11/16	7/16	1.62	41
12843-5-4	5/16	1/2x20	1/4	2.60	66	9/16	1/2	1.85	47
12843-5-6	5/16	1/2x20	3/8	2.74	70	11/16	1/2	1.71	43
12843-6-6	3/8	5/8x18	3/8	2.86	73	11/16	5/8	1.83	46
12843-7-6	7/16	11/16x18	3/8	2.95	75	11/16	11/16	1.92	49
12843-8-8	1/2	3/4x18	1/2	3.11	79	13/16	3/4	1.85	47
12843-10-10	5/8	7/8x18	5/8	3.55	90	3/4	7/8	2.11	54

16743

Male Inverted SAE 45° - Swivel - 45° Elbow

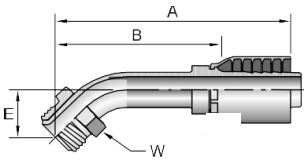

PART NO.	Size Inch	Thread Inch	Hose I.D.	A		E		W	B	
				inch	mm	inch	mm	inch	inch	mm
16743-4-4	1/4	7/16x24	1/4	2.09	53	0.63	16	7/16	1.34	34
16743-4-6	1/4	7/16x24	3/8	2.42	61	0.63	16	7/16	1.39	35
16743-5-4	5/16	1/2x20	1/4	2.34	59	0.70	18	1/2	1.59	40
16743-5-6	5/16	1/2x20	3/8	2.48	63	0.70	18	1/2	1.45	37
16743-6-6	3/8	5/8x18	3/8	2.93	74	0.94	24	5/8	1.90	48
16743-8-8	1/2	3/4x18	1/2	3.23	82	1.09	28	3/4	1.97	50

16943

Male Inverted SAE 45° - Swivel - 90° Elbow

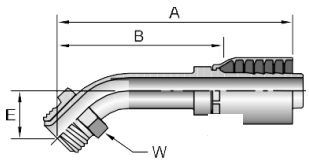

PART NO.	Size Inch	Thread Inch	Hose I.D.	A		E		W	B	
				inch	mm	inch	mm	inch	inch	mm
16943-4-4	1/4	7/16x24	1/4	2.16	55	1.56	40	7/16	1.41	36
16943-4-6	1/4	7/16x24	3/8	2.49	63	1.56	40	7/16	1.46	37
16943-5-4	5/16	1/2x20	1/4	2.41	61	1.65	42	1/2	1.66	42
16943-5-6	5/16	1/2x20	3/8	2.59	66	1.65	42	1/2	1.56	40
16943-6-6	3/8	5/8x18	3/8	2.61	66	1.69	43	5/8	1.58	40
16943-7-6	7/16	11/16x18	3/8	2.53	64	1.72	44	11/16	1.50	38

11543

SAE Code 61 Flange Head （ISO 12151-3 - S - L）

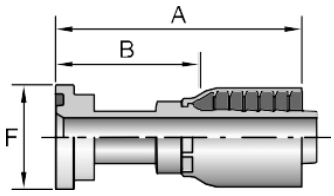

PART NO.	Flange Inch	Hose I.D.	A		F	B	
			inch	mm	inch	inch	mm
11543-8-8	1/2	1/2	3.48	88	1-3/16	2.22	56
11543-10-10	5/8	5/8	3.78	96,0	1-11/32	2.34	59,4
11543-12-8	3/4	1/2	2.46	62,5	1-1/2	1.20	30,5
11543-12-12	3/4	3/4	3.54	90	1-1/2	2.10	53
11543-16-12	1	3/4	2.74	70	1-3/4	1.30	33
11543-16-16	1	1	4.25	108	1-3/4	2.63	67
11543-20-16	1-1/4	1	3.19	81	2	1.57	40
11543-20-20	1-1/4	1-1/4	4.70	119	2	3.01	76
11543-24-20	1-1/2	1-1/4	3.22	82	2-3/8	1.53	39
11543-24-24	1-1/2	1-1/2	4.59	117	2-3/8	3.22	82
11543-24-32	1-1/2	2	5.65	144	2-7/8	3.87	98
11543-32-20	2	1-1/4	4.29	109,0	2-13/16	2.60	66,0
11543-32-24	2	1-1/2	3.14	80	2-7/8	1.77	45
11543-32-32	2	2	4.99	127	2-13/16	3.21	82

11643

SAE Code 61 Flange Head - 22.5° Elbow （ISO 12151-3 - E22M - L）

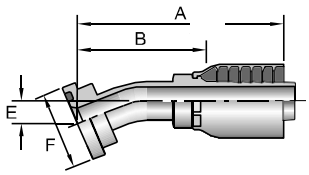

PART NO.	Flange Inch	Hose I.D.	A		E		F	B	
			inch	mm	inch	mm	inch	inch	mm
11643-12-12	3/4	3/4	3.90	99	0.44	11	1-1/2	2.47	63
11643-16-12	1	1	3.89	99	0.44	11	1-3/4	2.46	62
11643-16-16	1	1	4.25	108	0.44	11	1-3/4	2.66	68
11643-20-16	1-1/4	1-1/4	4.25	108	0.44	11	2	2.66	68
11643-20-20	1-1/4	1-1/4	4.65	118	0.50	13	2	3.00	76
11643-24-20	1-1/2	1-1/2	4.66	118	0.51	13	2-3/8	3.01	76

12643

SAE Code 61 Flange Head - 30° Elbow （ISO 12151-3 - E30M - L）

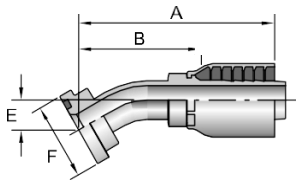

PART NO.	Flange Inch	Hose I.D.	A		E		F	B	
			inch	mm	inch	mm	inch	inch	mm
12643-12-12	3/4	3/4	3.90	99	0.59	15	1-1/2	2.46	62
12643-16-16	1	1	4.38	111	0.62	16	1-3/4	2.76	70
12643-20-16	1-1/4	1	4.38	111	0.62	16	2	2.76	70
12643-20-20	1-1/4	1-1/4	4.39	112	0.72	18	2	2.70	69

ROKE

11743

SAE Code 61 Flange Head - 45° Elbow （ISO 12151-3 - E45M - L）

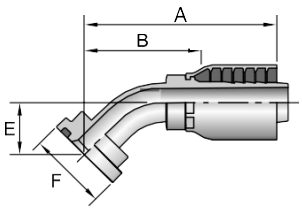

PART NO.	Flange Inch	Hose I.D.	A		E		F	B	
			inch	mm	inch	mm	inch	inch	mm
11743-8-8	1/2	1/2	3.28	83	0.77	20	1-3/16	2.02	51
11743-10-10	5/8	5/8	4.63	118	0.94	24	1-11/32	3.19	81
11743-12-8	3/4	1/2	3.32	84	0.81	21	1-1/2	2.06	52
11743-12-12	3/4	3/4	3.85	98	1.02	26	1-1/2	2.41	61
11743-16-12	1	3/4	3.85	98	1.02	26	1-3/4	2.41	61
11743-16-16	1	1	4.76	121	1.26	32	1-3/4	3.14	80
11743-20-16	1-1/4	1	4.76	121	1.26	32	2	3.14	80
11743-20-20	1-1/4	1-1/4	5.61	142	1.50	38	2	3.92	100
11743-20-24	1-1/4	1-1/2	5.45	138	1.38	35	2	4.08	104
11743-24-20	1-1/2	1-1/4	5.55	141	1.50	38	2-3/8	3.86	98
11743-24-24	1-1/2	1-1/2	5.50	140	1.43	36	2-3/8	4.13	105
11743-32-24	2	1-1/2	5.49	139	1.42	36	2-13/16	4.12	105
11743-32-32	2	2	7.23	184	1.98	50	2-13/16	5.45	138

12743

SAE Code 61 Flange Head - 60° Elbow （ISO 12151-3 - E60M - L）

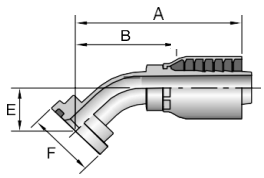

PART NO.	Flange Inch	Hose I.D.	A		E		F	B	
			inch	mm	inch	mm	inch	inch	mm
12743-12-12	3/4	3/4	4.16	105	1.43	36	1-1/2	2.72	69
12743-16-12	1	3/4	4.15	105	1.39	35	1-3/4	2.71	69
12743-16-16	1	1	4.45	113	1.50	38	1-3/4	2.83	72
12743-20-20	1-1/4	1-1/4	5.09	129	1.69	43	2	3.40	86

11843

SAE Code 61 Flange Head - 67.5° Elbow （ISO 12151-3 - E67M - L）

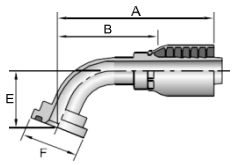

PART NO.	Flange Inch	Hose I.D.	A		E		F	B	
			inch	mm	inch	mm	inch	inch	mm
11843-12-12	3/4	3/4	4.09	104	1.60	41	1-1/2	2.66	68
11843-16-16	1	1	4.66	118	1.75	44	1-3/4	3.07	78
11843-20-20	1-1/4	1-1/4	5.04	128	1.94	49	2	3.37	86

11943

SAE Code 61 Flange Head - 90° Elbow （ISO 12151-3 - E90S - L）

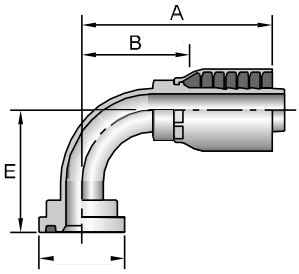

PART NO.	Flange Inch	Hose I.D.	A		E		F	B	
			inch	mm	inch	mm	inch	inch	mm
11943-8-8	1/2	1/2	2.93	74	1.60	41	1-3/16	1.67	42
11943-10-10	5/8	5/8	3.71	94	2.10	53	1-11/32	2.27	58
11943-12-8	3/4	1/2	2.93	74	1.66	42	1-1/2	1.67	42
11943-12-10	3/4	5/8	3.71	94	2.10	53	1-1/2	2.27	58
11943-12-12	3/4	3/4	3.51	89	2.28	58	1-1/2	2.07	53
11943-16-8	1	1/2	2.91	74	2.03	52	1-3/4	1.65	42
11943-16-12	1	3/4	3.52	89	2.28	58	1-3/4	1.92	53
11943-16-16	1	1	4.28	109	2.78	71	1-3/4	2.66	68
11943-20-16	1-1/4	1	4.25	108	2.76	70	2	2.63	67
11943-20-20	1-1/4	1-1/4	5.12	130	3.54	90	2	3.43	87
11943-24-20	1-1/2	1-1/4	5.09	129	3.54	90	2-3/8	3.40	86
11943-20-24	1-1/4	1-1/2	4.19	106	2.49	63	2	2.82	72
11943-24-24	1-1/2	1-1/2	5.50	140	3.11	79	2-3/8	4.13	105
11943-32-24	2	1-1/2	5.48	139	3.10	79	2-13/16	4.11	104
11943-32-32	2	2	6.75	171	4.48	114	2-13/16	4.97	126

1J043

Male ORFS - Rigid - (with O-Ring)

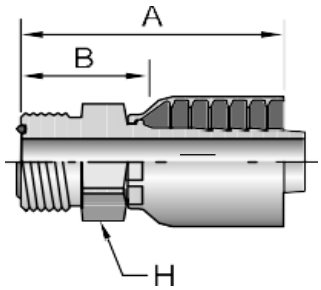

PART NO.	Thread Inch		Hose I.D.	A		H	B	
				inch	mm	inch	inch	mm
1J043-4-4	1/4	9/16x18	1/4	1.73	44	5/8	0.98	25
1J043-6-6	3/8	11/16x16	3/8	2.08	53	3/4	1.05	27
1J043-8-6	1/2	13/16x16	3/8	2.20	56	7/8	1.17	30
1J043-8-8	1/2	13/16x16	1/2	2.42	61	7/8	1.17	30
1J043-10-8	5/8	1x14	1/2	2.61	66	1-1/16	1.35	34
1J043-10-10	5/8	1x14	5/8	2.73	69	1-1/16	1.34	34
1J043-12-10	3/4	1-3/16x12	5/8	2.89	73	1-1/4	1.45	37
1J043-12-12	3/4	1-3/16x12	3/4	2.90	74	1-1/4	1.46	37
1J043-16-12	1	1-7/16x12	3/4	2.93	74	1-1/2	1.49	38
1J043-16-16	1	1-7/16x12	1	3.29	84	1-1/2	1.67	42
1J043-20-20	1-1/4	1-11/16x12	1-1/4	3.32	84	1-3/4	1.63	41

1JB43

Male ORFS - Bulkhead - (with O-Ring)

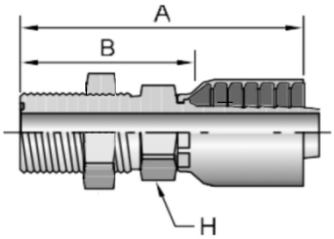

PART NO.	Thread Inch		Hose I.D.	A		H	B	
				inch	mm	inch	inch	mm
1JB43-4-4	1/4	9/16x18	1/4	2.58	66	5/8	1.83	46
1JB43-6-6	3/8	11/16x16	3/8	2.98	76	3/4	1.95	50
1JB43-8-6	1/2	13/16x16	3/8	3.41	87	7/8	2.38	60
1JB43-8-8	1/2	13/16x16	1/2	3.36	85	7/8	2.10	53
1JB43-10-8	5/8	1x14	1/2	3.58	91	1-1/16	2.32	59
1JB43-10-10	5/8	1x14	5/8	3.77	96	1-1/16	2.33	59
1JB43-12-12	3/4	1-3/16x12	3/4	3.87	98	1-1/4	2.43	62

1JC43

Female ORFS - Swivel - Short (ISO 12151-1)

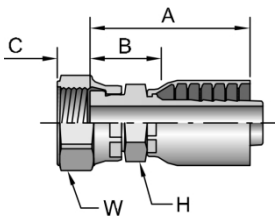

PART NO.	Thread Inch	Hose I.D.	A		C		H	W	B	
			inch	mm	inch	mm	inch	inch	inch	mm
1JC43-4-4	9/16x18	1/4	1.63	41	0.32	8	9/16	11/16	0.88	22
1JC43-4-4-SM	9/16x18	1/4	1.63	41	0.32	8	17 mm	17 mm	0.88	22
1JC43-4-6	9/16x18	3/8	1.90	48	0.32	8	11/16	11/16	0.87	22
1JC43-6-4	11/16x16	1/4	1.67	42	0.32	8	11/16	13/16	0.92	23
1JC43-6-4-SM	11/16x16	1/4	1.67	42	0.32	8	17 mm	22 mm	0.92	23
1JC43-6-5	11/16x16	5/16	1.65	42	0.32	8	11/16	13/16	0.90	23
1JC43-6-6	11/16x16	3/8	1.94	49	0.32	8	11/16	13/16	0.91	23
1JC43-6-6-SM	11/16x16	3/8	1.94	49	0.32	8	19 mm	22 mm	0.91	23
1JC43-8-6	13/16x16	3/8	2.00	51	0.43	11	13/16	15/16	0.97	25
1JC43-8-6-SM	13/16x16	3/8	2.00	51	0.43	11	19 mm	24 mm	0.97	25
1JC43-8-8	13/16x16	1/2	2.22	56	0.43	11	13/16	15/16	0.96	24
1JC43-8-8-SM	13/16x16	1/2	2.22	56	0.43	11	22 mm	24 mm	0.96	24
1JC43-10-8	1x14	1/2	2.30	58	0.53	13	15/16	1-1/8	1.04	26
1JC43-10-8-SM	1x14	1/2	2.30	58	0.53	13	24 mm	30 mm	1.04	26
1JC43-10-10	1x14	5/8	2.49	63	0.53	13	15/16	1-1/8	1.05	27
1JC43-10-10-SM	1x14	5/8	2.49	63	0.53	13	24 mm	30 mm	1.05	27
1JC43-12-8	1-3/16x12	1/2	2.48	63	0.57	14	1-1/8	1-3/8	1.22	31
1JC43-12-10	1-3/16x12	5/8	2.67	68	0.57	14	1-1/8	1-3/8	1.23	31
1JC43-12-10-SM	1-3/16x12	5/8	2.67	68	0.57	14	32 mm	36 mm	1.23	31
1JC43-12-12	1-3/16x12	3/4	2.68	68	0.57	14	1-1/8	1-3/8	1.24	31
1JC43-12-12-SM	1-3/16x12	3/4	2.68	68	0.57	14	32 mm	36 mm	1.24	31
1JC43-12-16	1-3/16x12	1	2.99	76	0.57	14	1-5/16	1-3/8	1.37	35
1JC43-16-12	1-7/16x12	3/4	2.83	72	0.58	15	1-3/8	1-5/8	1.39	35
1JC43-16-16	1-7/16x12	1	3.14	80	0.58	15	1-3/8	1-5/8	1.52	39
1JC43-20-20	1-11/16x12	1-1/4	3.27	83	0.59	15	1-7/8	1-7/8	1.58	40

ROKE

1JS43

Female ORFS - Swivel - Long (ISO 12151-1)

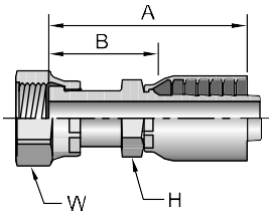

PART NO.	Thread Inch		Hose I.D.	A		H	W	B	
				inch	mm	inch	inch	inch	mm
1JS43-4-4	1/4	9/16x18	1/4	2.07	53	9/16	11/16	1.32	34
1JS43-4-6	1/4	9/16x18	3/8	2.21	56	11/16	11/16	1.18	30
1JS43-6-4	3/8	11/16x16	1/4	2.14	54	9/16	13/16	1.39	35
1JS43-6-6	3/8	11/16x16	3/8	2.28	58	11/16	13/16	1.25	32
1JS43-6-8	3/8	11/16x16	1/2	2.50	64	13/16	13/16	1.24	31
1JS43-8-4	1/2	13/16x16	1/4	2.26	57	11/16	15/16	1.51	38
1JS43-8-6	1/2	13/16x16	3/8	2.53	64	11/16	15/16	1.50	38
1JS43-8-8	1/2	13/16x16	1/2	2.65	67	13/16	15/16	1.39	35
1JS43-8-10	1/2	13/16x16	5/8	2.82	72	15/16	15/16	1.38	35
1JS43-10-6	5/8	1x14	3/8	2.63	67	11/16	1-1/8	1.62	41
1JS43-10-8	5/8	1x14	1/2	2.89	73	13/16	1-1/8	1.63	41
1JS43-10-10	5/8	1x14	5/8	3.07	78	15/16	1-1/8	1.66	42
1JS43-10-12	5/8	1x14	3/4	3.08	78	1-1/16	1-1/8	1.64	42
1JS43-12-8	3/4	1-3/16x12	1/2	2.90	74	15/16	1-3/8	1.64	42
1JS43-12-10	3/4	1-3/16x12	5/8	3.19	81	1-1/8	1-3/8	1.75	44
1JS43-12-12	3/4	1-3/16x12	3/4	3.31	84	1-1/8	1-3/8	1.87	47
1JS43-12-16	3/4	1-3/16x12	1	3.53	90	1-5/16	1-3/8	1.91	49
1JS43-16-12	1	1-7/16x12	3/4	3.37	86	1-3/8	1-5/8	1.93	49
1JS43-16-16	1	1-7/16x12	1	3.62	92	1-3/8	1-5/8	2.00	51
1JS43-16-20	1	1-7/16x12	1-1/4	3.77	96	1-3/4	1-5/8	2.08	53
1JS43-20-16	1-1/4	1-11/16x12	1	3.64	92	1-3/8	1-7/8	2.02	51
1JS43-20-20	1-1/4	1-11/16x12	1-1/4	3.77	96	1-3/4	1-7/8	2.15	53
1JS43-24-20	1-1/2	2x12	1-1/4	3.88	99	1-3/4	2-1/4	2.23	57
1JS43-24-24	1-1/2	2x12	1-1/2	3.91	99	1-7/8	2-1/4	2.54	65

1J743

Female ORFS - Swivel - 45° Elbow (ISO 12151-1)

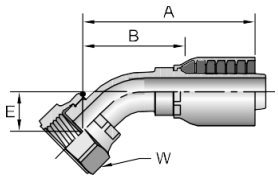

PART NO.	Thread Inch		Hose I.D.	A		E		W	B	
				inch	mm	inch	mm	inch	inch	mm
1J743-4-4	1/4	9/16x18	1/4	1.97	50	0.39	10	11/16	1.22	31
1J743-4-4-SM	1/4	9/16x18	1/4	1.97	50	0.39	10	17 mm	1.22	31
1J743-4-6	1/4	9/16x18	3/8	2.23	57	0.39	10	11/16	1.20	30
1J743-6-4	3/8	11/16x16	1/4	2.08	53	0.43	11	13/16	1.33	34
1J743-6-4-SM	3/8	11/16x16	1/4	2.08	53	0.43	11	22 mm	1.33	34
1J743-6-5	3/8	11/16x16	5/16	2.37	60	0.43	11	13/16	1.62	41
1J743-6-6	3/8	11/16x16	3/8	2.34	59	0.43	11	13/16	1.31	33
1J743-6-8	3/8	11/16x16	1/2	2.66	68	0.43	11	13/16	1.41	36
1J743-8-4	1/2	13/16x16	1/4	2.56	65	0.59	15	15/16	1.81	46
1J743-8-6	1/2	13/16x16	3/8	2.53	64	0.59	15	15/16	1.50	38
1J743-8-6-SM	1/2	13/16x16	3/8	2.53	64	0.59	15	24 mm	1.50	38
1J743-8-8	1/2	13/16x16	1/2	2.83	72	0.59	15	15/16	1.57	40
1J743-8-8-SM	1/2	13/16x16	1/2	2.83	72	0.59	15	24 mm	1.57	40
1J743-8-10	1/2	13/16x16	5/8	3.09	78	0.59	15	15/16	1.65	42
1J743-10-8	5/8	1x14	1/2	2.93	74	0.63	16	1-1/8	1.67	42
1J743-10-10	5/8	1x14	5/8	3.17	81	0.63	16	1-1/8	1.73	44
1J743-10-10-SM	5/8	1x14	5/8	3.17	81	0.63	16	30 mm	1.73	44
1J743-10-12	5/8	1x14	3/4	3.36	85	0.65	16	1-1/8	1.93	49
1J743-12-8	3/4	1-3/16x12	1/2	3.57	91	0.82	21	1-3/8	2.31	59
1J743-12-10	3/4	1-3/16x12	5/8	3.62	92	0.83	21	1-3/8	2.18	55
1J743-12-12	3/4	1-3/16x12	3/4	3.63	92	0.83	21	1-3/8	2.19	56
1J743-12-12-SM	3/4	1-3/16x12	3/4	3.63	92	0.83	21	36 mm	2.19	56
1J743-12-16	3/4	1-3/16x12	1	3.67	93	0.81	21	1-3/8	2.05	52
1J743-16-12	1	1-7/16x12	3/4	4.02	102	0.94	24	1-5/8	2.59	66
1J743-16-16	1	1-7/16x12	1	4.38	111	0.94	24	1-5/8	2.76	70
1J743-16-20	1	1-7/16x12	1-1/4	4.59	117	0.94	24	1-5/8	2.94	75
1J743-20-16	1-1/4	1-11/16x12	1	4.52	115	1.00	25	1-7/8	2.93	74
1J743-20-20	1-1/4	1-11/16x12	1-1/4	4.78	121	1.00	25	1-7/8	3.09	78
1J743-24-20	1-1/2	2x12	1-1/4	4.99	127	1.11	28	2-1/4	3.30	84
1J743-24-24	1-1/2	2x12	1-1/2	4.70	119	1.07	27	2-1/4	3.33	85

1J943

Female ORFS - Swivel - 90° Elbow - Short Drop (ISO 12151-1)

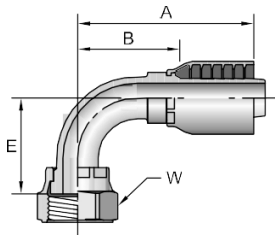

PART NO.	Thread Inch		Hose I.D.	A		E		W	B	
				inch	mm	inch	mm	inch	inch	mm
1J943-4-4	1/4	9/16x18	1/4	1.78	45	0.83	21	11/16	1.03	26
1J943-4-6	1/4	9/16x18	3/8	2.05	52	0.83	21	11/16	1.02	26
1J943-6-4	3/8	11/16x16	1/4	1.93	49	0.91	23	13/16	1.18	30
1J943-6-5	3/8	11/16x16	5/16	2.25	57	0.90	23	13/16	1.50	38
1J943-6-6	3/8	11/16x16	3/8	2.21	56	0.91	23	13/16	1.18	30
1J943-6-8	3/8	11/16x16	1/2	2.53	64	0.90	23	13/16	1.27	32
1J943-8-6	1/2	13/16x16	3/8	2.28	58	1.14	29	15/16	1.25	32
1J943-8-8	1/2	13/16x16	1/2	2.59	66	1.14	29	15/16	1.33	34
1J943-8-8-SM	1/2	13/16x16	1/2	2.59	66	1.14	29	24 mm	1.33	34
1J943-8-10	1/2	13/16x16	5/8	2.81	71	1.15	29	15/16	1.37	35
1J943-10-8	5/8	1x14	1/2	2.74	70	1.26	32	1-1/8	1.48	38
1J943-10-10	5/8	1x14	5/8	2.97	75	1.26	32	1-1/8	1.53	39
1J943-10-10-SM	5/8	1x14	5/8	2.97	75	1.26	32	30 mm	1.53	39
1J943-10-12	5/8	1x14	3/4	3.08	78	1.27	32	1-1/8	1.64	42
1J943-12-8	3/4	1-3/16x12	1/2	3.21	82	1.89	48	1-3/8	1.95	50
1J943-12-10	3/4	1-3/16x12	5/8	3.49	89	1.89	48	1-3/8	2.05	52
1J943-12-12	3/4	1-3/16x12	3/4	3.06	78	1.89	48	1-3/8	2.05	52
1J943-12-16	3/4	1-3/16x12	1	3.88	99	1.89	48	1-3/8	2.26	57
1J943-16-12	1	1-7/16x12	3/4	4.06	103	2.22	56	1-5/8	2.62	67
1J943-16-16	1	1-7/16x12	1	4.31	109	2.20	56	1-5/8	2.69	68
1J943-16-20	1	1-7/16x12	1-1/4	4.56	116	2.21	56	1-5/8	2.87	73
1J943-20-16	1-1/4	1-11/16x12	1	4.64	118	2.54	65	1-7/8	3.02	80
1J943-20-20	1-1/4	1-11/16x12	1-1/4	4.88	124	2.51	64	1-7/8	3.19	81
1J943-24-20	1-1/2	2x12	1-1/4	4.97	126	2.70	69	2-1/4	3.32	84

1J543

Female ORFS - Swivel - 90° Elbow - Midium Drop (ISO 12151-1)

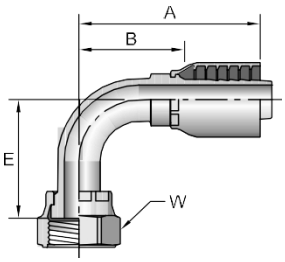

PART NO.	Thread Inch		Hose I.D.	A		E		W	B	
				inch	mm	inch	mm	inch	inch	mm
1J543-4-4	1/4	9/16x18	1/4	2.07	53	1.26	32	11/16	1.32	34
1J543-6-4	3/8	11/16x16	1/4	2.12	54	1.50	38	13/16	1.37	35
1J543-6-6	3/8	11/16x16	3/8	2.40	61	1.50	38	13/16	1.37	35
1J543-6-6-SM	3/8	11/16x16	3/8	2.40	61	1.50	38	22 mm	1.37	35
1J543-8-6	1/2	13/16x16	3/8	2.48	63	1.61	41	15/16	1.45	37
1J543-8-8	1/2	13/16x16	1/2	2.59	66	1.61	41	15/16	1.33	34
1J543-10-8	5/8	1x14	1/2	2.74	70	1.85	47	1-1/8	1.48	38
1J543-10-10	5/8	1x14	5/8	2.97	75	1.85	47	1-1/8	1.53	39
1J543-10-12	5/8	1x14	3/4	3.12	79	1.88	48	1-1/8	1.68	43
1J543-12-12	3/4	1-3/16x12	3/4	3.49	89	2.28	58	1-3/8	2.05	52
1J543-16-16	1	1-7/16x12	1	4.86	123	2.78	71	1-5/8	3.27	83
1J543-20-20	1-1/4	1-11/16x12	1-1/4	4.89	124	3.09	78	1-7/8	3.20	81

1J143

Female ORFS - Swivel - 90° Elbow - Long Drop (ISO 12151-1)

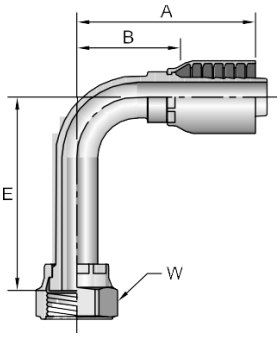

PART NO.	Thread Inch		Hose I.D.	A		E		W	B	
				inch	mm	inch	mm	inch	inch	mm
1J143-4-4	1/4	9/16x18	1/4	2.02	51	1.81	46	11/16	1.27	32
1J143-6-4	3/8	11/16x16	1/4	2.26	57	2.29	58	13/16	1.51	38
1J143-6-6	3/8	11/16x16	3/8	2.39	61	2.13	54	13/16	1.36	35
1J143-8-6	1/2	13/16x16	3/8	2.45	62	2.52	64	15/16	1.42	36
1J143-8-8	1/2	13/16x16	1/2	2.59	66	2.52	64	15/16	1.33	34
1J143-8-8-SM	1/2	13/16x16	1/2	2.59	66	2.52	64	24 mm	1.33	34
1J143-10-8	5/8	1x14	1/2	2.74	70	2.79	71	1-1/8	1.48	38
1J143-10-10	5/8	1x14	5/8	2.97	75	2.76	70	1-1/8	1.53	39
1J143-10-12	5/8	1x14	3/4	3.15	80	2.76	70	1-1/8	1.73	44
1J143-12-12	3/4	1-3/16x12	3/4	3.49	89	3.78	96	1-3/8	2.05	52
1J143-16-16	1	1-7/16x12	1	4.28	109	4.49	114	1-5/8	2.66	68
1J143-20-20	1-1/4	1-11/16x12	1-1/4	4.84	123	5.09	129	1-7/8	3.15	80
1J143-24-20	1-1/2	2x12	1-1/4	4.77	121	5.54	141	2-1/4	3.12	79

1D043

Male Metric L - Rigid - 24° Cone (ISO8434.1)

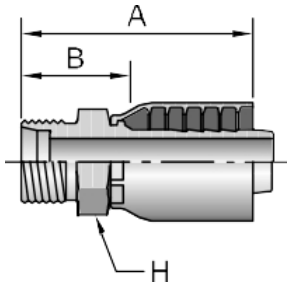

PART NO.	Thread mm		Hose I.D.	A inch	A mm	H mm	B inch	B mm
1D043-6-4	6L	M12x1,5	1/4	1.73	44	14	0.93	24
1D043-8-4	8L	M14x1,5	1/4	1.61	41	14	0.93	24
1D043-10-5	10L	M16x1,5	5/16	1.97	50	19	0.83	21
1D043-10-6	10L	M16x1,5	3/8	1.97	50	19	0.83	21
1D043-12-5	12L	M18x1,5	5/16	1.89	48	19	0.94	24
1D043-12-6	12L	M18x1,5	3/8	1.97	50	19	0.83	21
1D043-15-6	15L	M22x1,5	3/8	1.93	49	22	1.02	26
1D043-15-8	15L	M22x1,5	1/2	2.28	58	22	0.94	24
1D043-18-10	18L	M26x1,5	5/8	2.68	68	27	1.14	29
1D043-18-12	18L	M26x1,5	3/4	2.68	68	27	1.14	29
1D043-22-12	22L	M30x2	3/4	2.72	69	30	1.22	31
1D043-28-16	28L	M36x2	1	3.11	79	36	1.30	33
1D043-35-20	35L	M45x2	1-1/4	3.35	85	46	1.50	38

11D43

Male Standpipe Metric L - Rigid (ISO8434.1)

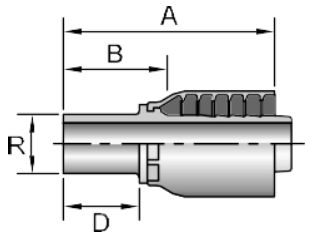

PART NO.	Thread mm		Hose I.D.	A inch	A mm	D mm	B inch	B mm
11D43-6-4	6L	1/4	2.03	52	0.87	22	1.28	33
11D43-10-5	10L	5/16	2.36	60	0.91	23	1.45	37
11D43-10-6	10L	3/8	2.28	58	0.91	23	1.14	29
11D43-12-4	12L	1/4	2.17	55	0.91	23	1.22	31
11D43-15-8	15L	1/2	2.56	65	0.98	25	1.22	31
11D43-18-10	18L	5/8	2.99	76	1.02	26	1.48	38
11D43-18-12	18L	3/4	2.80	71	1.02	26	1.22	31
11D43-22-12	22L	3/4	2.87	73	1.10	28	1.26	32
11D43-28-16	28L	1	3.31	84	1.18	30	1.46	37

1C343

Female Metric L -Swivel - Ball Nose (ISO8434.1)

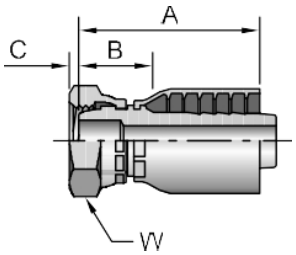

PART NO.	Thread mm		Hose I.D.	A inch	A mm	C inch	C mm	W mm	B inch	B mm
1C343-6-4	6L	M12x1,5	1/4	1.75	44	1.16	29	0.09	2	14
1C343-8-4	8L	M14x1,5	1/4	1.77	45	1.16	29	0.11	3	17
1C343-10-5	10L	M16x1,5	5/16	2.01	51	1.20	30	0.06	2	19
1C343-10-6	10L	M16x1,5	3/8	2.06	52	1.10	28	0.06	2	19
1C343-12-5	12L	M18x1,5	5/16	1.87	47	0.70	18	0.10	3	22
1C343-12-6	12L	M18x1,5	3/8	2.23	57	1.18	30	0.10	3	22
1C343-15-6	15L	M22x1,5	3/8	1.85	47	0.71	18	0.16	4	27
1C343-15-8	15L	M22x1,5	1/2	2.42	61	1.29	33	0.17	4	27
1C343-18-10	18L	M26x1,5	5/8	2.65	67	1.23	31	0.10	3	32
1C343-18-12	18L	M26x1,5	3/4	2.80	71	1.37	35	0.10	3	32
1C343-22-12	22L	M30x2	3/4	2.87	73	1.42	36	0.18	5	36
1C343-28-16	28L	M36x2	1	3.35	85	1.76	45	0.22	6	46

1C443

Female Metric L -Swivel - 45° Elbow - Ball Nose (ISO8434.1)

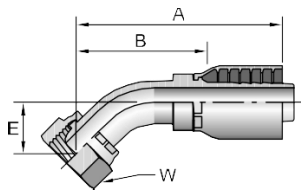

PART NO.	Thread mm		Hose I.D.	A inch	A mm	E inch	E mm	W mm	B inch	B mm
1C443-8-4	8L	M14x1,5	1/4	2.40	61	0.59	15	17	1.50	38
1C443-10-5	10L	M16x1,5	5/16	2.60	66	0.67	17	19	1.61	41
1C443-10-6	10L	M16x1,5	3/8	2.76	70	0.67	17	19	1.61	41
1C443-12-6	12L	M18x1,5	3/8	2.76	70	0.67	17	22	1.61	41
1C443-15-8	15L	M22x1,5	1/2	3.35	85	0.79	20	27	1.97	50
1C443-18-10	18L	M26x1,5	5/8	4.09	104	1.14	29	32	2.52	64
1C443-22-12	22L	M30x2	3/4	3.78	96	0.91	23	36	2.20	56
1C443-28-16	28L	M36x2	1	4.53	115	1.10	28	46	2.81	71

1C543

Female Metric L -Swivel - 90° Elbow - Ball Nose (ISO8434.1)

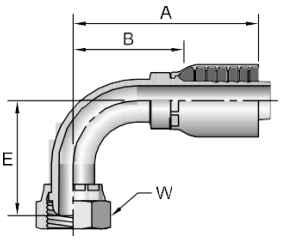

PART NO.	Thread mm		Hose I.D.	A inch	A mm	E inch	E mm	W mm	B inch	B mm
1C543-8-4	8L	M14x1,5	1/4	2.05	52	1.10	28	17	1.18	30
1C543-10-5	10L	M16x1,5	5/16	2.20	56	1.18	30	19	1.22	31
1C543-10-6	10L	M16x1,5	3/8	2.40	61	1.18	30	19	1.40	36
1C543-12-6	12L	M18x1,5	3/8	2.40	61	1.22	31	22	1.40	36
1C543-15-8	15L	M22x1,5	1/2	2.95	75	1.57	40	27	1.57	40
1C543-18-10	18L	M26x1,5	5/8	3.58	91	2.36	60	32	2.05	52
1C543-22-12	22L	M30x2	3/4	3.58	91	1.97	50	36	2.00	51
1C543-28-16	28L	M36x2	1	4.33	110	2.48	63	46	2.56	65

1CA43

Female Metric L -Swivel - 24° with O-ring (ISO8434.1)

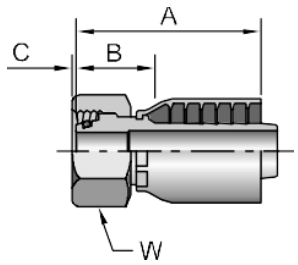

PART NO.	Thread mm		Hose I.D.	A inch	A mm	C inch	W mm	B inch	B mm
1CA43-6-4	6L	M12x1,5	1/4	1.81	46	-0.02	14	1.06	27
1CA43-8-4	8L	M14x1,5	1/4	1.68	43	-0.01	17	0.88	22
1CA43-8-5	8L	M14x1,5	5/16	2.01	51	0.00	17	1.02	26
1CA43-10-4	10L	M16x1,5	1/4	1.81	46	0.04	19	0.87	22
1CA43-10-5	10L	M16x1,5	5/16	1.73	44	0.04	19	0.82	21
1CA43-12-5	12L	M18x1,5	5/16	1.81	46	0.04	22	0.91	23
1CA43-12-6	12L	M18x1,5	3/8	2.17	55	0.03	22	1.02	26
1CA43-15-8	15L	M22x1,5	1/2	2.52	64	0.07	27	1.14	29
1CA43-18-10	18L	M26x1,5	5/8	3.02	77	0.02	32	1.61	41
1CA43-18-12	18L	M26x1,5	3/4	2.56	65	0.02	32	1.11	28
1CA43-22-12	22L	M30x2	3/4	2.83	72	0.13	36	1.30	33
1CA43-28-16	28L	M36x2	1	3.35	85	0.14	46	1.57	40
1CA43-35-20	35L	M45x2	1-1/4	3.28	83	0.00	50	1.55	39

1CE43

Female Metric L -Swivel - 45° Elbow - 24° with O-ring (ISO8434.1)

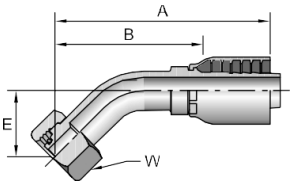

PART NO.	Thread mm		Hose I.D.	A inch	A mm	E inch	E mm	W mm	B inch	B mm
1CE43-6-4	6L	M12x1,5	1/4	2.76	70	0.75	19	14	1.81	46
1CE43-8-4	8L	M14x1,5	1/4	2.32	59	0.63	16	17	1.38	35
1CE43-10-5	10L	M16x1,5	5/16	2.64	67	0.63	16	19	1.73	44
1CE43-10-6	10	M16x1,5	3/8	3.43	87	0.73	19	19	2.44	62
1CE43-12-6	12L	M18x1,5	3/8	2.87	73	0.87	22	22	1.73	44
1CE43-15-8	15L	M22x1,5	1/2	3.39	86	0.87	22	27	2.00	51
1CE43-18-10	18L	M26x1,5	5/8	3.58	91	0.98	25	32	2.05	52
1CE43-22-12	22L	M30x2	3/4	3.82	97	0.98	25	36	2.28	58

1CF43

Female Metric L -Swivel - 90° Elbow - 24° with O-ring (ISO8434.1)

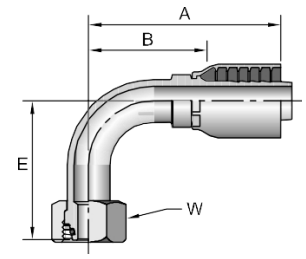

PART NO.	Thread mm		Hose I.D.	A inch	A mm	E inch	E mm	W mm	B inch	B mm
1CF43-8-4	8L	M14x1,5	1/4	2.01	51	1.14	29	17	1.10	28
1CF43-10-5	10L	M16x1,5	5/16	2.3	58	1.16	29	19	1.46	37
1CF43-10-6	10L	M16x1,5	3/8	2.56	65	1.38	35	19	1.58	40
1CF43-12-5	12L	M18x1,5	5/16	2.40	61	1.18	30	22	1.46	37
1CF43-12-6	12L	M18x1,5	3/8	2.40	61	1.22	31	22	1.40	36
1CF43-15-8	15L	M22x1,5	1/2	2.95	75	1.65	42	27	1.57	40
1CF43-18-10	18L	M26x1.5	5/8	3.17	81	1.77	45	32	1.71	43
1CF43-22-12	22L	M30x2	3/4	3.54	90	2.09	53	36	2.00	51
1CF43-35-20	35L	M45x2	1-1/4	4.72	120	3.11	79	50	2.87	73

1D243

Male Metric S - Rigid - 24° Cone (ISO8434.1)

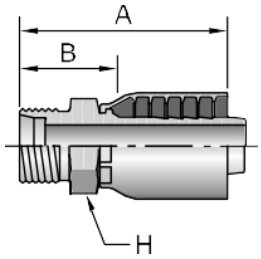

PART NO.	Thread mm		Hose I.D.	A inch	A mm	H mm	B inch	B mm
1D243-8-4	8S	M16x1,5	1/4	1.73	44	17	0.87	22
1D243-10-4	10S	M18x1,5	1/4	1.73	44	19	0.87	22
1D243-12-5	12S	M20x1,5	5/16	2.20	56	22	1.29	33
1D243-12-6	12S	M20x1,5	3/8	1.97	50	22	1.02	26
1D243-14-6	14S	M22x1,5	3/8	2.17	55	22	0.98	25
1D243-16-8	16S	M24x1,5	1/2	2.36	60	24	1.17	30
1D243-20-10	20S	M30x2	5/8	2.95	75	30	1.44	37
1D243-25-12	25S	M36x2	3/4	2.87	73	36	1.30	33
1D243-30-16	30S	M42x2	1	3.39	86	46	1.54	39

13D43

Male Standpipe Metric S - Rigid (ISO8434.1)

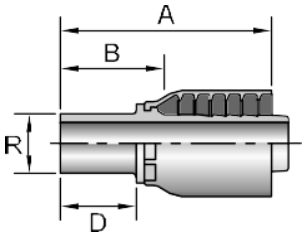

PART NO.	Thread mm		Hose I.D.	A inch	A mm	D mm	B inch	B mm
13D43-10-4	10S	1/4	2.13	54	1.02	26	1.26	32
13D43-12-5	12S	5/16	2.52	64	1.02	26	1.61	41
13D43-14-6	14S	3/8	2.52	64	1.14	29	1.38	35
13D43-16-8	16S	1/2	2.68	68	1.18	30	1.42	36
13D43-20-10	20S	5/8	3.39	86	1.42	36	1.88	48
13D43-20-12	20S	3/4	3.19	81	1.42	36	1.57	40
13D43-25-12	25S	3/4	3.35	85	1.57	40	1.73	44
13D43-30-16	30S	1	3.82	97	1.73	44	2.01	51

1C643

Female Metric S -Swivel - Ball Nose (ISO8434.1)

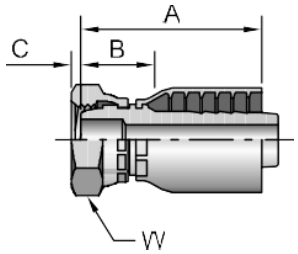

PART NO.	Thread mm		Hose I.D.	A inch	A mm	C inch	C mm	W mm	B inch	B mm
1C643-8-4	8S	M16x1	1/4	1.57	40	0.15	4	19	1.20	30
1C643-10-4	10S	M18x1,5	1/4	1.63	41	0.10	3	22	1.20	30
1C643-12-5	12S	M20x1,5	5/16	1.87	47	0.08	2	24	1.20	30
1C643-12-6	12S	M20x1,5	3/8	1.76	45	0.08	2	24	1.32	34
1C643-12-8	12S	M20x1,5	1/2	2.18	55	0.08	2	24	1.30	33
1C643-14-6	14S	M22x1,5	3/8	1.94	49	0.17	4	27	1.32	34
1C643-16-8	16S	M24x1,5	1/2	2.13	54	0.19	5	30	1.39	35
1C643-20-10	20S	M30x2	5/8	2.38	60	0.21	5	36	1.39	35
1C643-20-12	20S	M30x2	3/4	2.46	62	0.21	5	40	1.03	37
1C643-25-12	25S	M36x2	3/4	2.48	63	0.28	7	46	1.56	40
1C643-30-16	30S	M42x2	1	2.89	73	0.37	9	50	1.95	50

1C943

Female Metric S -Swivel - 24° Cone with O-Ring (ISO8434.1)

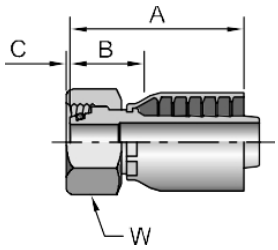

PART NO.	Thread mm		Hose I.D.	A		E		W	B	
				inch	mm	inch	mm	mm	inch	mm
1C943-6-4	6S	M14x1,5	1/4	1.89	48	0.01	0	17	1.02	26
1C943-8-4	8S	M16x1,5	1/4	1.64	42	0.01	0	19	1.18	30
1C943-10-4	10S	M18x1,5	1/4	1.64	42	0.01	0	22	1.18	30
1C943-10-5	10S	M18x1,5	5/16	1.81	46	0.01	0	22	0.87	22
1C943-10-6	10S	M18x1,5	3/8	1.97	50	0.01	0	22	0.83	21
1C943-12-5	12S	M20x1,5	5/16	1.80	46	0.03	1	24	0.99	25
1C943-12-5	12S	M20x1,5	5/16	1.89	48	0.03	1	24	0.94	24
1C943-12-6	12S	M20x1,5	3/8	1.99	51	0.03	1	24	1.04	26
1C943-14-6	14S	M22x1,5	3/8	2.05	52	0.03	1	27	1.17	30
1C943-16-8	16S	M24x1,5	1/2	2.33	59	0.09	2	30	1.15	29
1C943-20-10	20S	M30x2	5/8	2.59	66	0.05	1	36	1.22	31
1C943-20-12	20S	M30x2	3/4	2.59	66	0.05	1	36	1.22	31
1C943-25-12	25S	M36x2	3/4	2.67	68	0.10	3	46	1.24	31
1C943-25-16	25S	M36x2	1	3.05	77	0.08	2	46	1.43	36
1C943-30-16	30S	M42x2	1	3.19	81	0.19	5	50	1.60	41
1C943-38-20	38S	M52x2	1-1/4	3.35	85	0.23	6	60	1.70	43

10C43

Female Metric S -Swivel - 45° Elbow - 24° Cone with O-Ring (ISO8434.1)

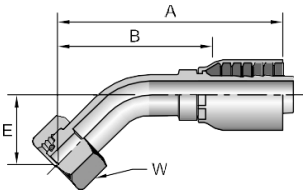

PART NO.	Thread mm		Hose I.D.	A		E		W	B	
				inch	mm	inch	mm	mm	inch	mm
10C43-8-4	8S	M16x1,5	1/4	2.32	59	0.63	16	19	1.38	35
10C43-12-5	12S	M20x1,5	5/16	2.80	71	0.67	17	24	1.85	47
10C43-12-6	12S	M20x1,5	3/8	3.28	83	0.87	22	24	2.28	58
10C43-16-8	16S	M24x1,5	1/2	3.96	101	0.96	24	30	2.71	69
10C43-20-10	20S	M30x2	5/8	4.78	121	1.12	28	36	3.37	86
10C43-20-12	20S	M30x2	3/4	3.94	100	1.14	29	36	2.36	60
10C43-25-12	25S	M36x2	3/4	3.97	101	1.06	27	46	2.40	61
10C43-30-16	30S	M42x2	1	4.65	118	1.22	31	50	2.87	73
10C43-38-20	38S	M52x2	1-1/4	4.96	126	1.30	33	60	1.89	48

11C43

Female Metric S -Swivel - 90° Elbow - 24° Cone with O-Ring (ISO8434.1)

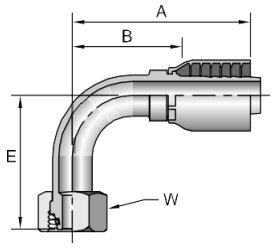

PART NO.	Thread mm		Hose I.D.	A		E		W	B	
				inch	mm	inch	mm	mm	inch	mm
11C43-8-4	8S	M16x1,5	1/4	1.83	46	1.26	32	19	1.41	36
11C43-10-4	10S	M18x1,5	1/4	2.45	62	1.34	34	22	1.71	43
11C43-12-5	12S	M20x1,5	5/16	2.30	58	1.22	31	24	1.51	38
11C43-12-6	12S	M20x1,5	3/8	2.36	60	1.22	31	24	1.42	36
11C43-14-6	14S	M22x1,5	3/8	2.35	60	1.48	38	27	1.35	34
11C43-16-8	16S	M24x1,5	1/2	2.94	75	1.75	44	30	1.69	43
11C43-20-10	20S	M30x2	5/8	3.45	88	2.17	55	36	2.04	52
11C43-25-12	25S	M36x2	3/4	3.74	95	2.17	55	46	2.22	56
11C43-30-16	30S	M42x2	1	4.45	113	2.64	67	50	2.64	67
11C43-38-20	38S	M52x2	1-1/4	5.67	144	2.87	73	60	2.99	76

ROKE

1D943

Male BSP Parellel Pipe - Rigid - 60° Cone (ISO 228-1)

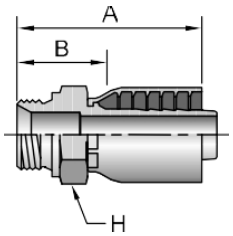

PART NO.	Thread mm	Hose I.D.	A		H	B	
			inch	mm	mm	inch	mm
1D943-4-4	G1/4x19	1/4	1.77	45	19	0.91	23
1D943-6-5	G3/8x19	5/16	2.13	54	22	1.22	31
1D943-6-6	G3/8x19	3/8	2.13	54	22	1.22	31
1D943-8-6	G1/2x14	3/8	2.36	60	27	1.22	31
1D943-8-8	G1/2x14	1/2	2.44	62	27	1.10	28
1D943-12-12	G3/4x14	3/4	2.76	70	32	1.18	30
1D943-16-16	G1x11	1	3.23	82	41	1.38	35

19243

Female BSP Parallel Pipe - Swivel - 60° Cone (ISO 228-1)

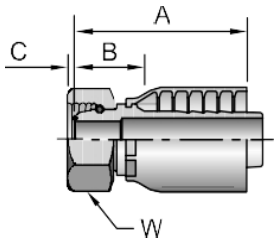

PART NO.	Thread mm	Hose I.D.	A		E		W	B	
			inch	mm	inch	mm	mm	inch	mm
19243-2-4	G1/8x28	1/4	1.61	41	0.20	5	14	0.67	17
19243-4-4	G1/4x19	1/4	1.95	50	0.22	6	19	1.20	30
19243-6-4	G3/8x19	1/4	1.73	44	0.26	7	22	0.79	20
19243-6-6	G3/8x19	3/8	2.35	60	0.26	7	22	1.32	34
19243-6-8	G3/8x19	1/2	2.17	55	0.26	7	22	0.79	20
19243-8-6	G1/2x14	3/8	2.01	51	0.28	7	27	0.87	22
19243-8-8	G1/2x14	1/2	2.72	69	0.28	7	27	1.46	37
19243-10-8	G5/8x14	1/2	2.80	71	0.37	9	30	1.54	39
19243-10-10	G5/8x14	5/8	2.99	76	0.37	9	30	1.55	39
19243-12-10	G3/4x14	5/8	3.11	79	0.35	9	36	1.67	42
19243-12-12	G3/4x14	3/4	3.19	81	0.35	9	36	1.75	44
19243-16-16	G1x11	1	3.67	93	0.44	11	41	2.05	52
19243-20-20	G1-1/4x11	1-1/4	3.11	79	0.41	11	50	1.26	32

1B143

Female BSP Parallel Pipe -45° Swivel - 60° Cone (ISO 228-1)

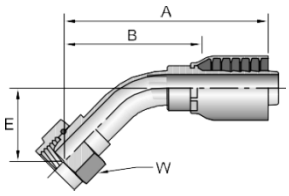

PART NO.	Thread mm	Hose I.D.	A		E		W	B	
			inch	mm	inch	mm	mm	inch	mm
1B143-4-4	G1/4x19	1/4	2.44	62	0.63	16	19	1.54	39
1B143-6-6	G3/8x19	3/8	3.25	83	0.79	20	22	2.25	57
1B143-8-8	G1/2x14	1/2	3.35	85	0.79	20	27	1.97	50
1B143-10-10	G5/8x14	5/8	4.03	102	0.85	22	30	2.62	67
1B143-12-10	G3/4x14	5/8	4.09	104	1.14	29	32	2.52	64
1B143-12-12	G3/4x14	3/4	4.02	102	1.14	29	32	2.44	62
1B143-16-16	G1x11	1	4.53	115	1.14	29	41	2.76	70

1B243

Female BSP Parallel Pipe -45° Swivel - 60° Cone (ISO 228-1)

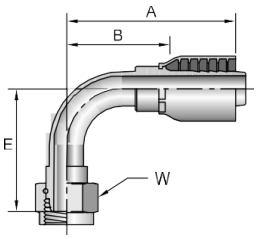

PART NO.	Thread mm	Hose I.D.	A		E		W	B	
			inch	mm	inch	mm	mm	inch	mm
1B243-2-4	G1/8x28	1/4	1.97	50	1.10	28	14	1.02	26
1B243-4-4	G1/4x19	1/4	1.83	46	1.12	28	19	1.08	27
1B243-6-6	G3/8x19	3/8	2.32	59	1.46	37	22	1.32	34
1B243-8-6	G1/2x14	3/8	2.60	66	1.38	35	27	1.46	37
1B243-8-8	G1/2x14	1/2	2.95	75	1.57	40	27	1.57	40
1B243-10-8	G5/8x14	1/2	2.91	74	1.57	40	30	1.54	39
1B243-10-10	G5/8x14	5/8	3.13	80	1.57	40	30	1.72	44
1B243-12-10	G3/4x14	5/8	3.62	92	2.32	59	32	2.05	52
1B243-12-12	G3/4x14	3/4	3.58	91	2.32	59	32	2.00	51
1B243-16-16	G1x11	1	4.33	110	2.48	63	41	2.56	65
1B243-20-20	G1-1/4x11	1-1/4	4.72	120	2.99	76	50	2.87	73

1B543

Female BSP Parallel Pipe - Swivel - Falt Seat (ISO 228-1)

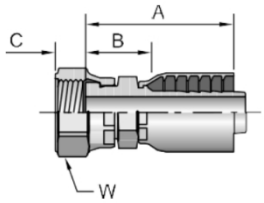

PART NO.	Thread mm	Hose I.D.	A		E		W	B	
			inch	mm	inch	mm	mm	inch	mm
1B543-6-6	G3/8x19	3/8	11.93	49	0.35	9	22	0.79	20
1B543-8-6	G1/2x14	3/8	1.89	48	0.43	11	27	0.74	19
1B543-8-8	G1/2x14	1/2	2.28	58	0.43	11	27	0.94	24

1FU43

Female BSPP Parallel Pipe - Swivel - 30° Flared (ISO 228-1)

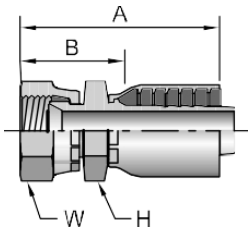

PART NO.	Thread inch	Hose I.D.	A		H	W	B	
			inch	mm	mm	mm	inch	mm
1FU43-4-4	G1/4x19	1/4	1.90	48	19	19	1.15	29
1FU43-6-6	G3/8x19	3/8	2.32	59	22	22	1.29	33
1FU43-8-8	G1/2x14	1/2	2.66	68	27	27	1.40	36
1FU43-12-12	G3/4x14	3/4	3.06	78	36	36	1.62	41
1FU43-16-16	G1x11	1	3.53	90	41	41	1.91	49
1FU43-20-20	G1-1/4x11	1-1/4	3.87	98	50	50	2.18	55

1GU43

Female BSPP Parallel Pipe - Swivel - 60° Cone (ISO 228-1)

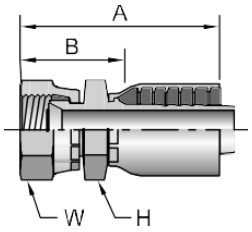

PART NO.	Thread inch	Hose I.D.	A		H	W	B	
			inch	mm	mm	mm	inch	mm
1GU43-4-4	G1/4x19	1/4	2.08	53	19	19	1.33	34
1GU43-6-6	G3/8x19	3/8	2.45	62	22	22	1.42	36
1GU43-8-8	G1/2x14	1/2	2.81	71	27	27	1.56	40
1GU43-12-12	G3/4x14	3/4	3.24	82	36	36	1.81	46
1GU43-16-16	G1x11	1	3.74	95	41	41	2.12	54
1GU43-20-20	G1-1/4x11	1-1/4	4.07	103	50	50	2.38	60

1UT43

Male BSPP Taper Pipe - Rigid - 60° Flared (ISO 228-1)

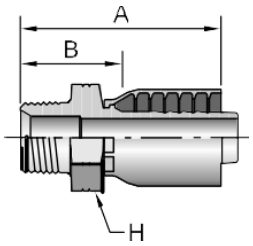

PART NO.	Thread inch	Hose I.D.	A		H	B	
			inch	mm	mm	inch	mm
1UT43-4-4	G1/4x19	1/4	1.92	49	19	1.17	30
1UT43-6-6	G3/8x19	3/8	2.25	57	22	1.22	31
1UT43-8-8	G1/2x14	1/2	2.68	68	27	1.42	36
1UT43-12-12	G3/4x14	3/4	2.96	75	36	1.53	39
1UT43-16-16	G1x11	1	3.48	88	41	1.86	47
1UT43-20-20	G1-1/4x11	1-1/4	3.75	95	50	2.10	53

ROKE

1MU43

Female Metric - Swivel - 30° Flared

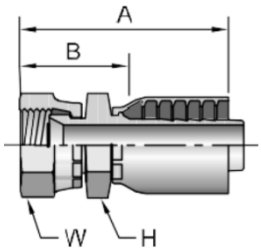

PART NO.	Thread mm	Hose I.D.	A inch	A mm	H mm	W mm	B inch	B mm
1MU43-4-4	M14x1,5	1/4	2.07	53	19	19	1.32	34
1MU43-6-4	M18x1,5	1/4	2.18	55	24	24	1.43	36
1MU43-6-6	M18x1,5	3/8	2.45	62	24	24	1.42	36
1MU43-8-8	M22x1,5	1/2	2.84	72	27	27	1.58	40

1XU43

Female Metric - Swivel - 30° Flared

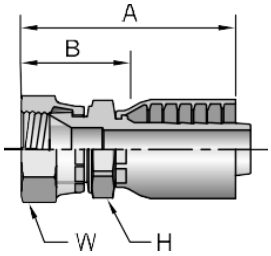

PART NO.	Thread mm	Hose I.D.	A inch	A mm	H mm	W mm	B inch	B mm
1XU43-10-10	M24x1,5	5/8	3.25	83	30	32	1.81	46
1XU43-12-12	M30x1,5	3/4	3.40	86	32	36	1.96	50
1XU43-16-16	M33x1,5	1	4.03	102	36	41	2.41	61
1XU43-20-20	M36x1,5	1-1/4	4.19	106	46	46	2.50	64
1XU43-24-24	M42x1,5	1-1/2	4.12	105	50	55	2.75	70

14943

DIN Metric Banjo

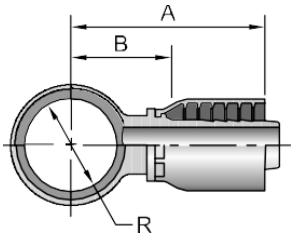

PART NO.	R mm	Hose I.D.	A inch	A mm	E inch	E mm
14943-10-4	10		1.85	47	0.94	24
14943-12-4	12	1/4	1.85	47	0.98	25
14943-14-5	14	5/16	2.01	51	1.06	27
14943-16-6	16	3/8	2.28	58	1.14	29
14943-18-8	18	1/2	2.60	66	1.22	31
14943-22-10	22	5/8	2.91	74	1.38	35
14943-26-12	26	3/4	3.07	78	1.54	39

AM

Banjo Bolt w/DIN Metric

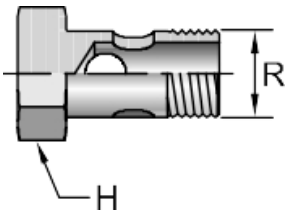

PART NO.	R Thread mm		H mm	Copper Washer
AM-03	8	M8x1	12	853009-8
AM-04	10	M10x1	14	853009-10
AM-06	12	M12x1,5	17	853009-12
AM-08	14	M14x1,5	19	853009-14
AM-10	16	M16x1,5	22	853009-16
AM-13	18	M18x1,5	24	853009-18
AM-16	22	M22x1,5	27	853009-22
AM-20	26	M26x1,5	32	853009-26
AM-30	30	M30x1,5	36	853009-30

Nantong ROKE Fluid Equipment Co., Ltd.

ROKE Factory

27-28, Alpha Industrial Park, No. 333, Kaiyuan Avenue.
Hai'an City,Jiangsu Province,China
Tel :86-513-86751377
Fax :86-513-86752577

ROKE Marketing Center

B-1108, Fortune Building, No. 817, Jianghai Avenue.
Nantong City, Jiangsu Province,China
Tel: 86-513-85400443
Fax: 86-513-85400444
Web:www.chinaroke.com
E-mail:sales01@ntroke.com

ROKE
Valves ,Fittings and Tubing

www.chinaroke.com